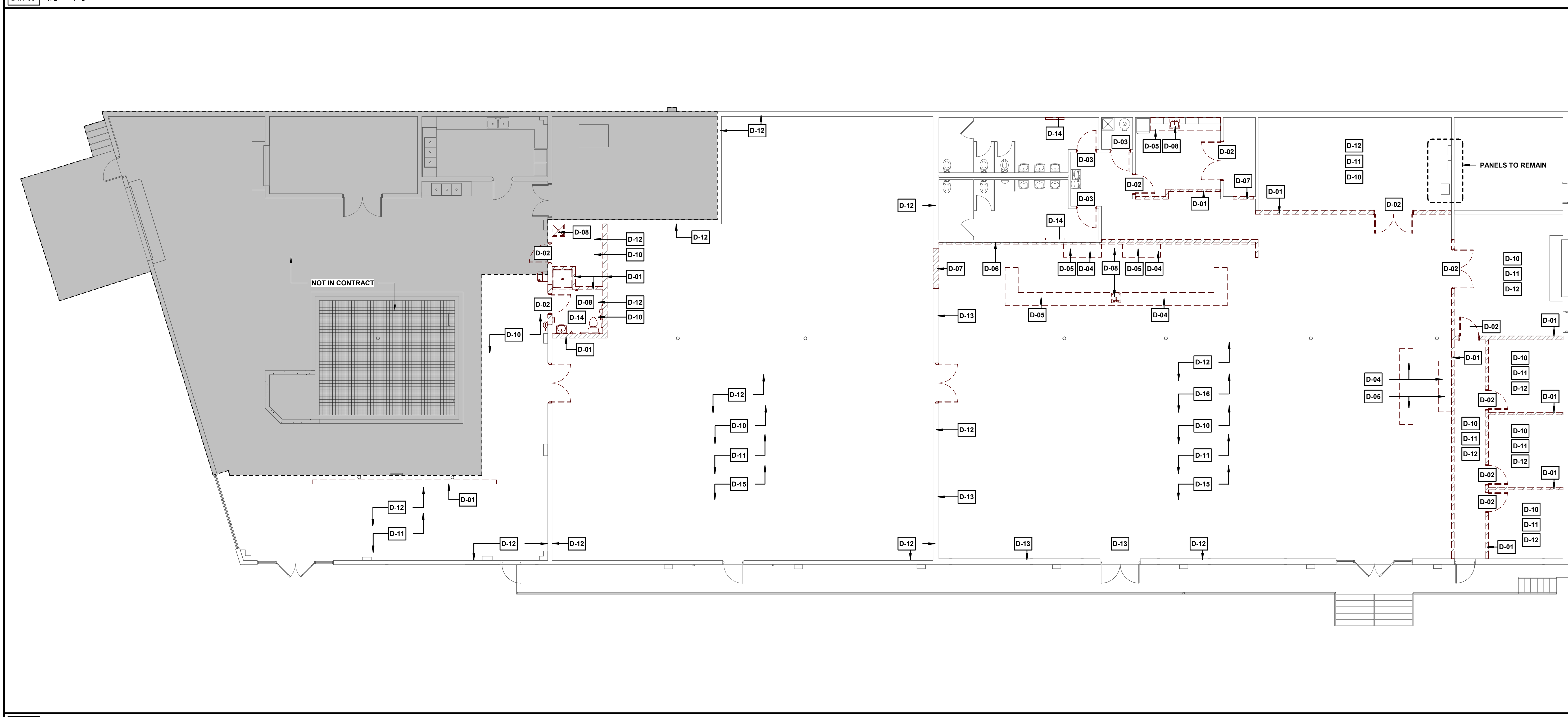


2 FIRST FLOOR REFLECTED CEILING DEMOLITION PLAN
D1.1-00 1/8" = 1'-0"



1 FIRST FLOOR DEMOLITION PLAN
D1.1-00 1/8" = 1'-0"


DEMOLITION SHEET NOTES	
KEYNOTE	KEYNOTE VALUE
D-01	REMOVE EXISTING PARTITION OR DENOTED SECTION
D-02	REMOVE EXISTING DOOR, FRAME, AND ALL ASSOCIATED COMPONENTS
D-03	REMOVE EXISTING DOOR AND HARDWARE. LEAVE FRAME INTACT
D-04	REMOVE EXISTING CASEWORK
D-05	REMOVE EXISTING COUNTERTOP
D-06	REMOVE BRICK VENEER
D-07	REMOVE PORTION OF EXISTING PARTITION TO ALLOW FOR NEW OPENING
D-08	REMOVE EXISTING PLUMBING FIXTURE AND ALL ASSOCIATED COMPONENTS. ALL SUPPLY, VENT, AND DRAIN PIPING TO BE REMOVED TO FURTHEST EXTENT POSSIBLE.
D-10	REMOVE ALL SUPPLY AND RETURN DUCT DISTRIBUTION AND ASSOCIATED COMPONENTS. LEAVING UNITS INTACT FOR REUSE.
D-11	REMOVE ALL LIGHTING FIXTURES WITHIN ROOM. REMOVE WIRING AND CONDUIT TO PANEL.
D-12	REMOVE ALL ELECTRICAL DEVICES IN WALL/CEILING (POWER/DATA/COMM/SWITCHING) REMOVE WIRING AND CONDUIT TO PANEL.
D-13	REMOVE EXISTING EGRESS SIGNAGE / EMERGENCY LIGHTING. REMOVE WIRING TO PANEL.
D-14	REMOVE TOILET ACCESSORY AND ALL ASSOCIATED COMPONENTS
D-15	REMOVE ALL INTERIOR SIGNAGE
D-16	REMOVE ACOUSTIC PANELS AND ALL ASSOCIATED COMPONENTS
D-17	REMOVE EXISTING LIGHTING FIXTURE KEEPING CEILING INTACT. PREPARE FOR NEW FIXTURE

- GENERAL DEMOLITION NOTES**
- ALL DEMOLITION SHALL COMPLY WITH THE REQUIREMENTS OF ALL LOCAL STATE/FEDERAL BUILDING CODES, OSHA, AND OTHER REGULATORY STANDARDS.
 - CONTRACTOR SHALL BE RESPONSIBLE FOR DESIGNING, PROVIDING, AND MAINTAINING SHORING, BRACING OR STRUCTURAL SUPPORT TO PREVENT COLLAPSE, MOVEMENT, SETTLEMENT AND TO PRESERVE STRUCTURAL STABILITY OF ALL BUILDING COMPONENTS.
 - ALL EXISTING STRUCTURAL BEAMS, COLUMNS AND ELEMENTS (WALLS, SUPPORTS & BUMPOUTS) SHALL REMAIN UNDISTURBED AND IN TACT, UNLESS NOTED OTHERWISE. CAUSE NO DAMAGE TO EXISTING CONSTRUCTION TO REMAIN. REMOVE ONLY NON-BEARING CONSTRUCTION AND PARTITIONS, UNLESS NOTED OTHERWISE TO BE REMOVED. CONTRACTOR TO VERIFY, PRIOR TO REMOVAL, THAT NO STRUCTURAL COMPONENTS, I.E. BEARING WALLS, BEAMS, HEADERS, ETC. SUPPORTING FLOOR, ROOF OR CEILING JOIST ARE DESIGNATED FOR REMOVAL. CONTACT THE ARCHITECT PRIOR TO REMOVAL OF ANY CONSTRUCTION IN QUESTION OR DEVIATING FROM THE DESIGN INTENT.
 - COORDINATE ALL ITEMS TO BE SALVAGED WITH OWNER PRIOR TO DEMOLITION. PROTECT AND MAINTAIN THESE ITEMS FREE OF DAMAGE, CLEAN, STORE AND PREPARE FOR REINSTALLATION
 - ALL BUILDING COMPONENTS AND FINISHES THAT ARE TO REMAIN SHALL BE PROTECTED FROM DAMAGE THROUGHOUT DEMOLITION AND THE DURATION OF THE PROJECT. REPAIR/PATCH/RESTORE IN-KIND EXISTING MATERIALS, COMPONENTS AND FINISHES TO REMAIN TO A LIKE-NEW CONDITION THAT ARE DAMAGED RESULTING FROM THEIR WORK
 - REMOVE DEMOLISHED MATERIALS, DEBRIS, AND RUBBISH FROM SITE AS SOON AS PRACTICAL. DO NOT ACCUMULATE DEBRIS ON SITE. DISPOSE OF ALL DEMOLISHED AND REMOVED MATERIALS IN A SAFE MANNER AND LEGALLY OFF SITE. COMPLY WITH ALL APPLICABLE DISPOSAL REQUIREMENTS.
 - SCHEDULE ALL SERVICE SHUT-DOWNS WITH THE OWNER AND PROVIDE NOTIFICATION A MINIMUM OF ONE WEEK PRIOR TO DISTURBANCE
 - MAINTAIN USE OF EXISTING UTILITIES THAT ARE TO REMAIN IN SERVICE.
 - LOCATE, IDENTIFY AND REUSE EXISTING UTILITIES FOR PROPOSED ME&P CONSTRUCTION THAT IS TO REMAIN OR TO BE RELOCATED
 - LOCATE, IDENTIFY, SHUT OFF, REMOVE AND CAP UTILITIES FOR ME&P ITEMS, SERVICES AND ASSOCIATED COMPONENTS TO BE DEMOLISHED AND NOT REUSED.
 - REFER TO OTHER DRAWINGS AND SPECIFICATIONS TO COORDINATE DEMOLITION REQUIREMENTS.
 - CUT OPENINGS FOR ITEMS TO BE PLACED IN WALLS TO BE PLUMB, SQUARE, AND NEAT USING METHODS TO PREVENT DAMAGE TO CONSTRUCTION TO REMAIN. COORDINATE OPENING SIZE WITH MANUFACTURER'S SPECIFICATION
 - COORDINATE W/ MECHANICAL DRAWINGS FOR DEMOLITION OR RELOCATION OR EXISTING MECHANICAL DIFFUSERS.

- ELECTRICAL**
- DISCONNECT AND REMOVE ALL ELECTRICAL DEVICES IN WALLS TO BE DEMOLISHED. WALLS TO BE DEMOLISHED ARE SHOWN DASHED. DISCONNECT AND REMOVE ASSOCIATED CONDUIT AND WIRE BACK TO LAST REMAINING DEVICE. FURNISH AND INSTALL CONDUIT AND WIRE AS NECESSARY FOR CONTINUITY OF CIRCUIT(S) TO ANY EXISTING DEVICES TO REMAIN. COORDINATE AND VERIFY REQUIREMENTS WITH NEW WORK IN AREA.
 - DISCONNECT AND REMOVE ANY EXISTING ELECTRICAL DEVICES AND BACK BOXES AS NECESSARY WHERE NEW WALL CONSTRUCTION WILL INTERSECT AN EXISTING WALL. FURNISH AND INSTALL CONDUIT AND WIRE AS REQUIRED FOR CONTINUITY OF CIRCUIT(S).

- MECHANICAL**
- DEMOLISH EXISTING DUCTWORK, FANS, AND ROOF INTAKES SERVING THE AREA OF DEMOLITION.
 - DEMOLITION OF AN ITEM SHALL INCLUDE ALL ASSOCIATED HANGERS, SUPPORTS, DUCTWORK, INSULATION, AIR DISTRIBUTION DEVICES, PIPING, CONDUIT, WIRING, CONTROLS, ETC., UNLESS NOTED OTHERWISE. EXPOSED FINISHING SURFACES AFFECTED BY DEMOLITION SHALL BE REPAIRED TO MATCH EXISTING SURROUNDING FINISHES.
 - THE DEMOLITION SCOPE OF WORK SHALL BE COORDINATED WITH THE OWNER AND PHASED AS DIRECTED. IT IS THE CONTRACTOR'S RESPONSIBILITY TO ENSURE THAT DEMOLISHED ITEMS DO NOT AFFECT HVAC OPERATION IN A DIFFERENT PHASE.
 - DEMOLITION OF ITEMS THAT RESULT IN OPENINGS IN THE BUILDING'S EXTERIOR ENVELOPE SHALL BE SEALED TO PREVENT BUILDING DAMAGE CAUSED FROM EXPOSURE TO THE ELEMENTS.

- PLUMBING**
- DEMOLISH EXISTING PLUMBING FIXTURES AS INDICATED BY HATCHING. CAP SANITARY PIPING AT THE SLAB AND CAP VENT PIPING AS NECESSARY. DEMOLISH WATER PIPING IN WALLS NOTED FOR DEMOLITION. OVERHEAD WATER PIPING SHALL REMAIN FOR CONNECTION TO FUTURE PLUMBING FIXTURES IN THE AREA.



HANSEN
Established 1945
24 Drayton Street, 9th Floor | Savannah, Georgia 31401
P 912.234.8056 | www.hansensavannah.com

RENOVATIONS TO 431 INDIAN STREET
SAVANNAH, GA 31401
SCAD
The University for Creative Careers

DEMOLITION LEGEND

	EXISTING WALL TO REMAIN
	DEMOLITION ITEM TAG. SEE DEMOLITION ITEMS FOR DESCRIPTION OF ITEM
	EXISTING DOOR TO BE REMOVED IN ITS ENTIRETY, INCLUDING BUT NOT LIMITED TO FRAME, HARDWARE AND THRESHOLD
	EXISTING DOOR TO REMAIN
	AREA NOT IN SCOPE


FOR CONSTRUCTION

REVISIONS

SHEET TITLE
FIRST FLOOR DEMOLITION PLAN

COPYRIGHT & REPRODUCTION OF DRAWINGS
1. This Drawing is the property of Hansen Architects, P.C. and is not to be reproduced or copied in whole or in part. It is not to be used on any other project and is to be returned on request.
2. Scales as stated hereon are valid on the original drawings only and are hereby changed in proportion to the difference in size between the print and the original drawing.
3. Do not scale dimensions from prints. Plans and details are not always to scale. Use dimensions given or consult the Architect for further clarification.

PROJECT NUMBER: 202308
DATE: 03.30.2023
REVIEWED BY: PLP
SCALE: 1/8" = 1'-0"



SHEET NO.
D1.1-00