



**CHATHAM AREA TRANSIT**

**CHATHAM AREA TRANSIT**

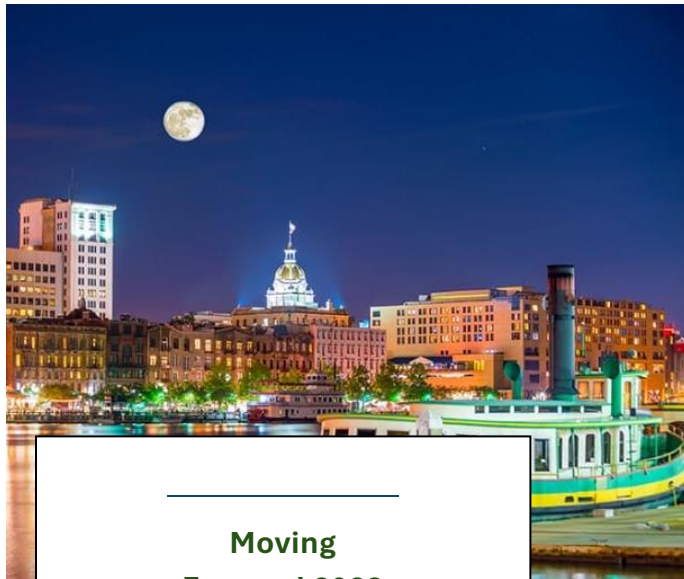
912.233.5767

900 E. Gwinnett Street  
Savannah, Georgia 31401

[www.catchacat.org](http://www.catchacat.org)



# FY 2027 PROPOSED OPERATING BUDGET & 5- YEAR CAPITAL PLAN BUDGET IN BRIEF



**Moving  
Forward 2023  
Master Transit**

*Steps Towards Excellence in  
Public Transportation Service  
Delivery*



CHATHAM AREA TRANSIT AUTHORITY  
FY 2027 OPERATING BUDGET & 5-YEAR CAPITAL PLAN

BOARD OF DIRECTORS

Detric Leggett, Chair

City of Savannah

Kelvin Moore, Vice-Chair

Savannah Convention Center

Aaron Whiteley, Director

Chatham County

Faye DiMassimo, Director

State of Georgia

Michael Owens, Director

State of Georgia

Rufus Bright,

Port Wentworth

Mary Snowden,

City of Savannah

Richard Lassiter

Garden City

Marsha Buford,

Chatham County

John Taylor,

Chatham County

FY Operating Budget & 5-Year Capital Plan  
Budget In Brief

CHATHAM AREA TRANSIT AUTHORITY  
FY 2027 OPERATING BUDGET & 5-YEAR CAPITAL PLAN

**Table of Contents**

CEO’s Message ..... 3

Mission & Values .....6

Financial Structure .....7

Budget Preparation .....8

FY 2027 Budget Process .....8

Budget Calendar .....11

Budget At A Glance .....12

Revenue Challenges ..... 12

Revenue By Category .....13

Expenditures By Category .....14

Revenue Detail .....15

Expenditure Detail .....16

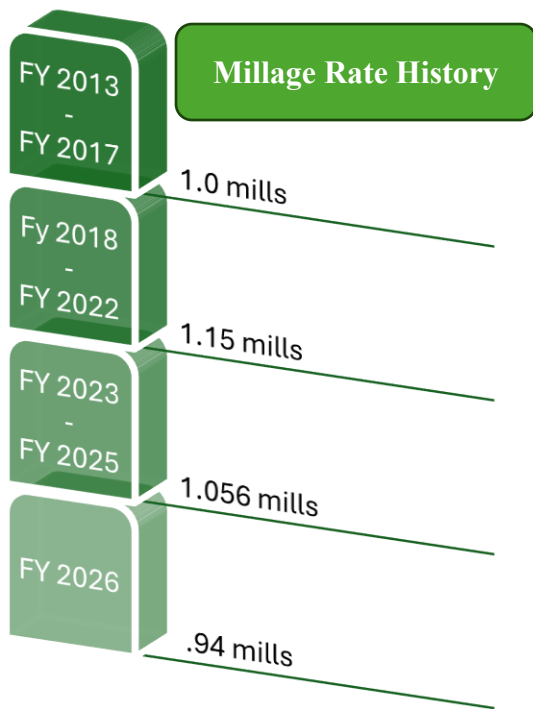
5-Year Capital Plan .....28

CHATHAM AREA TRANSIT AUTHORITY  
FY 2027 OPERATING BUDGET & 5-YEAR CAPITAL PLAN

Chief Executive Officer's Message

Greetings Board of Directors,

I am delighted to present a balanced FY 2027 Operating Budget and 5-Year Capital Plan. The Proposed FY 2026 Operating Budget is presented at \$42,072,153. The FY 2027 Capital Plan totals \$19,337,812 and includes a snapshot of projected revenues and expenses through FY 2031. The dedicated funding outlined addressed budget balancing amid significant operating and capital revenue shortfalls, while supporting service expansion, replacing fully depreciated rolling stock, and setting aside funds to support self-insurance and other special projects, such as benefits enhancements for employees.



Significant funding cuts from the loss of SPLOST funding impact the Authority's ability to meet local match federal requirements for federally executed grants and grants in progress. In addition, the Authority's ability to seek federal grant funding is stifled by the local match requirement.

**The Importance of Financial Planning**

Forward thinking and financial planning led to investment account deposits and interest-bearing accounts for all Authority funds, including operating funds, grant funds, capital and special projects funds, and funds set aside for investment. The interest earned helps the Authority meet its financial challenges.

As we move into FY 2027, the financial challenges have been met. Budget-balancing strategies such as vacancy factor, freezing non-essential positions, and efficiency savings from investing in new software that complements manual labor, allowing labor voids to be filled by staff reassigned to tasks now provided by software. These investments are proving effective in Paratransit passenger scheduling, ridership, and service reliability, all of which support improvements in service delivery.

The financial assistance from the Federal Transit Administration, the Federal Highway Administration, and the Georgia Department of Transportation has provided both operating and capital funding to help address public transportation funding shortfalls.

CHATHAM AREA TRANSIT AUTHORITY  
FY 2027 OPERATING BUDGET & 5-YEAR CAPITAL PLAN



**Master Transit Plan**

As we plan and implement strategies, steps toward accomplishing the Transit Master Plan goals and objectives provide the Authority staff with a guide to effective public transportation planning that meets the needs of Savannah/Chatham County and the surrounding areas. FY 2027 areas for focus are in line with the Master Transit plan goals and include the following:

1. Service Quality & Customer Care
2. Data-driven route adjustments promoting on-time performance and dependable service

while maximizing operating efficiency.

3. Bus stop improvements that provide sheltered, safe, and pleasant surroundings while providing shelter in inclement weather and include infrastructure that meets the needs of electronic device charging.
4. Safety barriers for Bus Operators in fixed-route buses.
5. Maintaining pay and benefits for staff without reductions and planned enhancements.
6. Enhanced public communications with real-time text alerts notifying the public of bus status.
7. Grant submittals seeking funding for transit on demand, TOD, planning for addressing public transportation deserts, and traffic mitigation through service delivery by both fixed route and Paratransit services. New transportation service modes will be introduced, along with work toward a transportation hub that is convenient for addressing the public's workforce and day-to-day public transportation needs to Downtown Savannah.
8. industrial parks, major industry, and outlying shopping areas, through park-and-ride shuttle and microtransit service modes.

We are fortunate to remain financially able to provide a 2% cost-of-living increase to CAT administrative employees. Collective bargaining with ATU Local 1324 will continue in FY 2027 until the Union and management are satisfied with the agreement's terms, which work for both the Authority and its employees.

CHATHAM AREA TRANSIT AUTHORITY  
FY 2027 OPERATING BUDGET & 5-YEAR CAPITAL PLAN

**Technology Improvements**

In FY 2026, staff moved forward with software that supports and enhances the Authority's ability to improve its performance. The Authority is in a place where service is data-driven, route performance is monitored, and human resources are managed and rerouted to ensure transportation coverage where needed.

Team CAT looks forward to and is committed to significant improvements in public transportation. Excellence in public transportation service delivery is our goal. My sincere thanks are extended to the team of employees who are committed to making a positive difference.

Sincere thanks,

*Stephanie S. Cutter*

Stephanie S. Cutter, Executive Director / CEO  
Chatham Area Transit Authority

## Chatham Area Transit Authority

### Mission

*Chatham Area Transit's continuing mission is to provide quality public transportation services professionally and responsively.*

### Values

*As described by the mission and vision, CAT's values are excellence, integrity, and sustainability in service to our community.*

**Teamwork:** Our employees and governance Board work as partners to seek shared success for all and treating one another with respect and care.

**Ethics:** CAT will adhere to the highest ethical and professional standards in the fulfillment of its responsibilities.

**Safety:** CAT will provide a safe, secure, comfortable and clean environment.

**Innovation:** Creative thinking, original ideas, and effective technology approaches are incorporated into our daily activities bringing excellence to our service delivery.

**Partnership:** CAT prizes all of the partnerships necessary to serve with excellence including our employees, board and customers as well as funding and implementation partners.

**Customer Focus:** CAT will optimize resources to serve the dynamic transportation challenges of its customers.

CHATHAM AREA TRANSIT AUTHORITY  
FY 2027 OPERATING BUDGET & 5-YEAR CAPITAL PLAN

FINANCIAL STRUCTURE

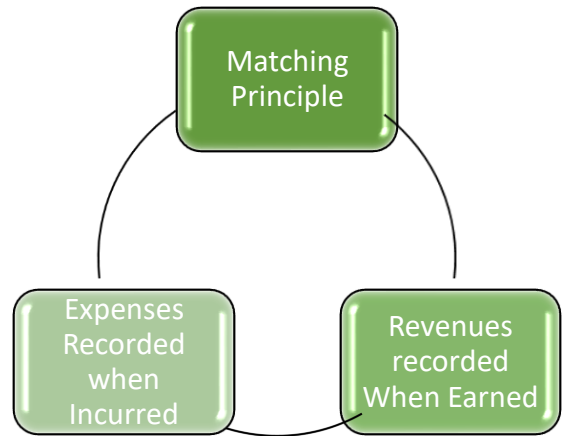
Chatham Area Transit Authority (CAT) complies with the Governmental Accounting Standards Board (GASB) and Generally Accepted Accounting Principles (GAAP). GASB establishes the financial reporting structure of public entities. The Official Code of Georgia requires that the CAT approve a balanced budget by its fiscal year-end.

The general operating fund and the grant fund are used to account for revenues and expenditures. CAT's operating revenues and expenses are accounted for within the General Operating Fund. Federal Transit Administration grant funds are accounted for within the Grant Fund.

ACCOUNTING BASIS

CAT uses an accrual basis of accounting. Under this method, revenues are recognized when earned, and expenses are recorded when liabilities are incurred. The accrual method allows CAT to more accurately project revenues while helping it better manage future liabilities.

The matching principle is “an accounting concept that dictates that companies report expenses at the same time as the revenues they are related to.”



FUND STRUCTURE

General Fund

A general fund is the primary fund used by a government entity. It is used to record revenues and expenses associated with day-to-day operations. Chatham Area Transit Authority's general fund includes transit tax revenue, fare revenue, agency and program revenue, lease agreements, etc., and is used to fund short-term and long-term administrative and operating costs.

Grant Fund

The Grant Fund is used as a depository of federal, state, and local grants awarded for a specific purpose i.e., rolling stock, planning, property acquisitions, facility improvements, bus shelters and equipment, and IT hardware and software.

# CHATHAM AREA TRANSIT AUTHORITY FY 2027 OPERATING BUDGET & 5-YEAR CAPITAL PLAN

## Capital & Special Projects Fund

This Capital & Special Projects Fund tracks and accounts for financial resources reserved for, restricted to, or committed to capital outlay or special projects. As CAT continues to strengthen its fiscal stewardship in compliance with regulatory guidelines and plans for public transportation growth to meet community needs, restricted reserves are critical.

## OPERATING RESERVE FUND POLICY

CAT adopted a Reserve Fund Policy. The policy sets a goal of maintaining a minimum of three (3) months of budgeted expenditures, equal to 30% of the annual operating budget.



Reserve funds help to mitigate current and future risks. During periods of financial instability (revenue shortfalls, unexpected expenditures, natural disasters, reliance on volatile revenue sources, reductions in local/state aid and federal grants, government shutdowns, and immediate capital needs), reserve funds provide a means of financial assistance.

## BUDGET PROCESS

The annual budget is a fiscal plan that outlines the programs and services to be provided to the community, along with the resources needed to deliver them. Key policies that guide this process are described in the following section.

### Budget Preparation

Chatham Area Transit Authority's (CAT) fiscal year begins July 1st and ends June 30th. The critical steps in the budget preparation process are:

1. Strategic priorities and projected results are established by the CAT Board of Directors each fiscal year.
2. Staff meets to develop an implementation plan for each strategic priority to ensure that guidelines exist to accomplish objectives.
3. The Finance Department assesses financial trends, highlighting positive and negative trends impacting CAT.

CHATHAM AREA TRANSIT AUTHORITY  
FY 2027 OPERATING BUDGET & 5-YEAR CAPITAL PLAN

4. The Chief Executive Officer (CEO) and Executive Leadership Team meet to establish priorities and staffing to plan and implement strategies to accomplish desired outcomes.
5. The Finance Department, working closely with the CEO, develops base budget expenditure levels for departments and projects revenue for the upcoming fiscal year. CAT department managers submit budget requests that support the enhancement of existing work programs, make recommendations for new work programs, and make requests to purchase new equipment needed to meet public transit expectations of safety, efficiency, and effectiveness.
6. The CEO meets with the Chief Financial Officer (CFO) to review departmental budget requests, staffing levels, and equipment needs for the upcoming year and make necessary changes. Feedback from all budget discussions is used to prepare the CEO's proposed budget recommendation for the CAT Board of Directors.
7. The Finance staff conducts a series of workshops to inform the BOD of the proposed changes for their consideration. CAT staff hold public hearings before the BOD makes a final decision on the CEO's budget recommendations. After careful consideration, the CAT Board of Directors adopts the operating and capital budget by June 30<sup>th</sup> of each year.

## CAT'S BUDGETING METHODOLOGY



CHATHAM AREA TRANSIT AUTHORITY  
FY 2027 OPERATING BUDGET & 5-YEAR CAPITAL PLAN

Adopt Budget Year Priorities as Defined by CAT Board of Directors

Roundtable Discussion to Ensure Staff Commitment to Accomplishing Priorities

Plan Financially within the Operating & Capital Budget Process

Encourage Public & Union Participation

Balanced Budget that Accomplish Identified Priorities

CHATHAM AREA TRANSIT AUTHORITY

**CHATHAM AREA TRANSIT AUTHORITY  
FY 2027 BUDGET CALENDAR**

*Board Adoption Attachment*

**Activity Date**

Revenue Projections due from Finance	February 11, 2026
Millage / Paratransit funding request to Chatham County	February 17, 2026
5-Year Capital Requests due	March 2, 2026
Department budget training	March 4–6, 2026
Department budget requests due to Finance	March 6, 2026
Finance Review and discuss department budget requests with managers	March 11–13, 2026
Department FY 2027 performance measures and department overview due to Finance	March 27, 2026
Public Notice: FY 2027 Budget Hearings and Workshop Schedule	April 7, 2026
*Board Budget Workshop No. 1	April 14, 2026
Executive Director’s recommended budget finalized	May 8, 2026
*Board Budget Workshop No. 2	May 19, 2026
Legal and Public Posting - Budget Availability	June 09-11, 2026
Final Recommended FY 2027 Budget Submission to Board	June 11, 2026
*Board 1st Reading and Special Called Public Meeting — FY 2027 Budget	June 23, 2026
Public Notice & Announcement - 2nd Reading, Public Meeting and Adoption of <i>FY2027 Operating Budget and 5-Year Capital Plan</i>	June 23-25, 2026
*Board 2nd Reading, Regular Meeting and Adoption of FY 2027 Operating Budget and 5-Year Capital Plan	June 30, 2026
Final amendment, as needed, pending millage adoption by the Chatham County Commission	As needed
Chatham County Commission sets millage for tax year 2026 / 2027	TBD

*Note: Dates are proposed for Board adoption and may be adjusted by the Board, Executive Director/CEO, Finance, or legal/public notice requirements.*

*\*Dark Green Rows = Board Participation*

Budget Overview

A reflection of the FY 2027 Operating Budget and 5-Year & Capital Plan, as outlined within the CEO’s budget messages, allocates funding in accordance with priority as defined by the Board of Directors. These priorities are driven by the Transit Master Plan, approved in July 2023. The table below provides an overview of FY 2027 revenues and expenses and serves as a financial snapshot of the FY 2027 budget.

CHATHAM AREA TRANSIT AUTHORITY  
FY 2027 OPERATING BUDGET & 5-YEAR CAPITAL PLAN

The FY 2027 Budget is balanced at \$42,072,153. The following table and graph provide an overview of revenue and expenses by type.

FT 2027 Operating Budget At a Glance

<b>Master Transit Plan Focused</b>					
		FY2026 Approved	FY 2026 Projected	FY 2027 Preliminary Projection	Variance
	Description				
<b>REVENUES</b>	Fares - Fixed Route	\$1,515,362	\$1,228,952	\$1,545,669	\$30,307
	Fares - Paratransit	157,500	137,835	160,650	3,150
	Agency Revenue	11,824,926	11,363,115	11,401,982	-422,944
	Transit Tax	16,123,352	* 14,137,641	14,933,122	-1,190,230
	Federal & State Gramts	5,768,608	3,277,279	6,556,951	788,343
	FY 2026 General Fund Contribution	-	-	2,598,194	2,598,194
	FY 2025 General Fund Contribution	-	-	2,039,181	2,039,181
	Naming Rights & Advertising	-	-	1,409,700	1,409,700
	Other	1,304,354	735,084	1,426,704	123,350
	<b>TOTAL REVENUES</b>	<b>\$36,694,102</b>	<b>\$30,879,906</b>	<b>\$42,072,153</b>	<b>\$5,378,051</b>
<b>EXPENSES</b>	Administration	11,880,350	10,997,313	12,295,300	414,950
	Fixed Route	8,716,897	7,307,895	8,701,020	-15,877
	Paratransit	3,413,314	2,576,310	3,430,523	17,209
	CAT Connects	219,108	167,602	244,004	24,896
	Maintenance	8,205,373	6,251,101	8,820,972	615,599
	Marine Services	1,929,177	1,638,510	2,106,930	177,753
	Call Center	798,100	559,784	724,947	-73,153
	Contingency	963,150	-	1,000,000	36,850
	Capital Contribution	568,633	2,050,467	4,748,457	2,140,643
	<b>TOTAL EXPENSES</b>	<b>\$36,694,102</b>	<b>\$31,548,982</b>	<b>\$42,072,153</b>	<b>\$5,378,051</b>
	<b>OVERAGE/SHORTAGE</b>		<b>-669,076</b>	-	-

Revenue Challenges

The cost of public transportation service continues to rise. Fare revenue is minimal, and American Rescue Plan Act operating assistance funding will end June 30, 2026. The end of operating funds through ARPA reflects a \$3,166,968 loss in operating revenue.

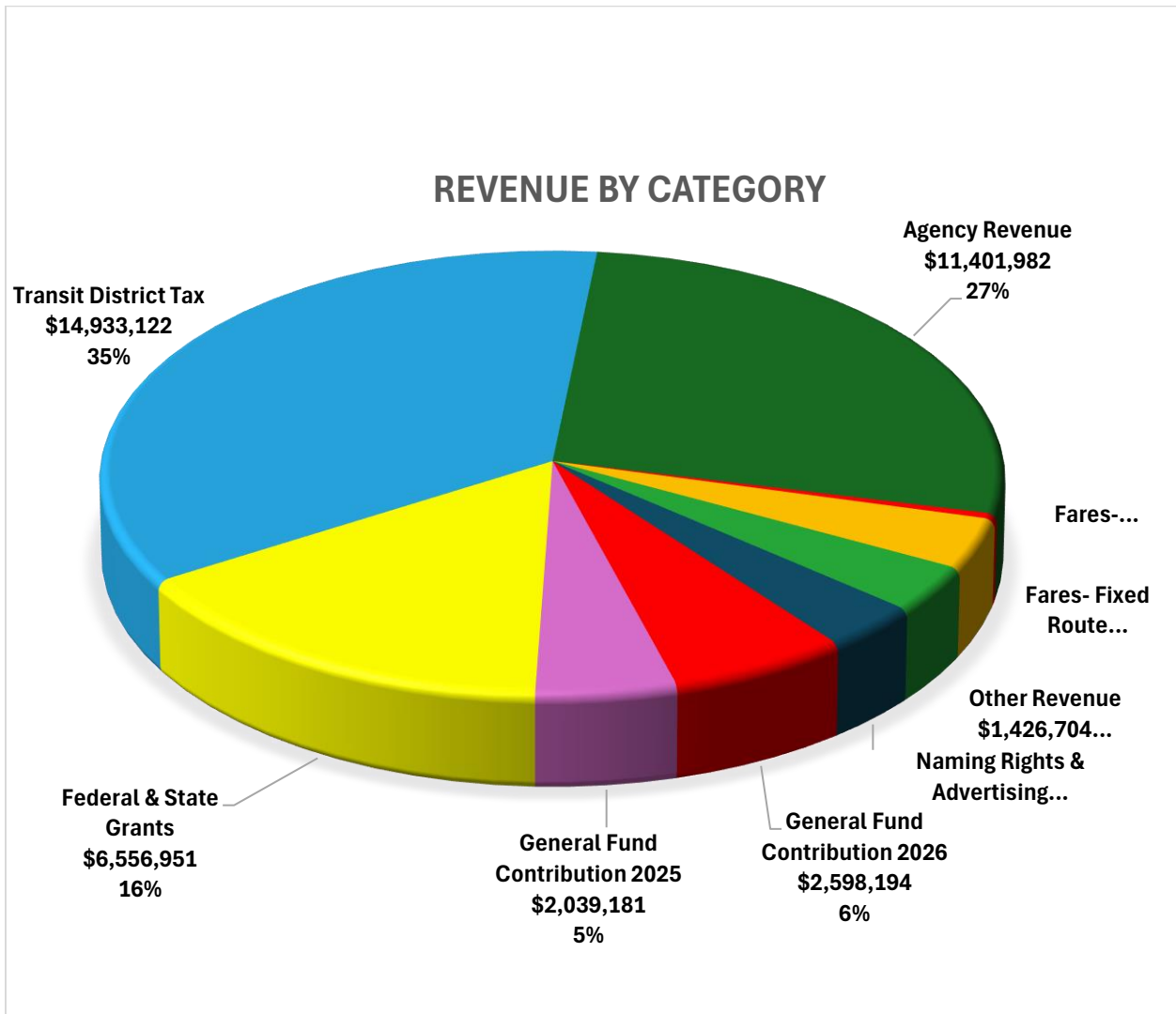
While Chatham County previously expanded the transit tax district to include all areas of Chatham County, the transit tax is currently not levied throughout the County. Sustainable future transit funding is essential to the successful implementation of the Transit Master Plan that sets the vision for public transportation over the next ten (10) years.

**CHATHAM AREA TRANSIT AUTHORITY  
FY 2027 OPERATING BUDGET & 5-YEAR CAPITAL PLAN**

Local match funding sources have posed major challenges for the Authority. Federal, state, and local partners have committed to funding assistance to meet the local match requirement for executed grant projects and grant-funded projects in progress. Operations funding has also been affected by the need to reallocate operations dollars to capital projects.

While the Authority remains solvent and has the financial capacity to meet operations funding needs in FY 2027, staff will continue to explore new revenue sources to meet the cost of public transportation.

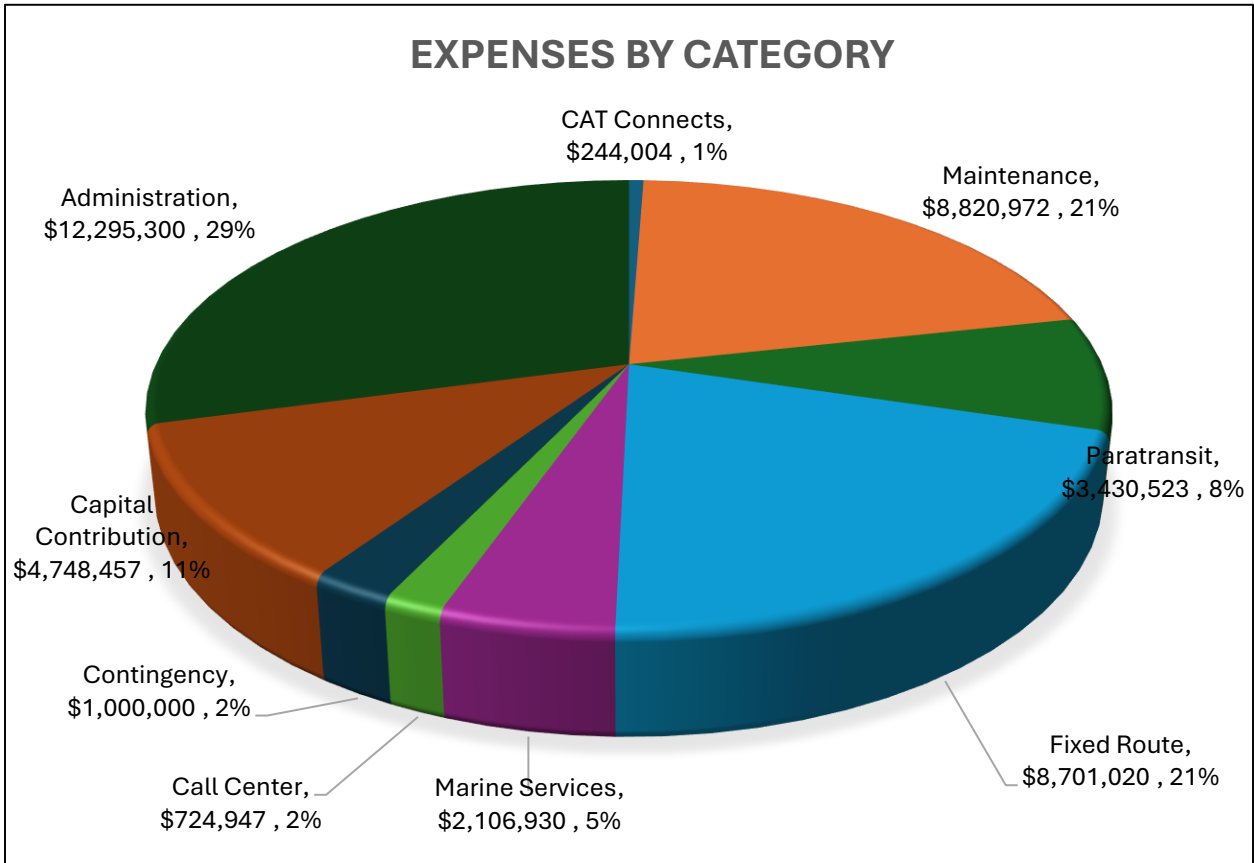
The following pie chart provides an overview of how incoming revenue sources will be expended in FY 2027.



CHATHAM AREA TRANSIT AUTHORITY  
FY 2027 OPERATING BUDGET & 5-YEAR CAPITAL PLAN

Expenditure Challenges

The struggle continues. FY 2026 challenges were heightened with cost increases in insurance, fuel, and employee pay and benefits. The pie chart below provides an overview of expenditures by categories



Operating expense detail for FY 2027 is provided in the tables on the following pages.

**CHATHAM AREA TRANSIT AUTHORITY  
FY 2027 OPERATING BUDGET & 5-YEAR CAPITAL PLAN**

<b>Chatham Area Transit Authority</b>							
<b>FY 2027 Proposed Operating Budget</b>							
<b>Org</b>	<b>Object</b>	<b>Proj</b>	<b>Account Description</b>	<b>2027 Proposed</b>	<b>2026 Approved Budget</b>	<b>2026 Projected Actuals</b>	<b>Increase/ (Decrease)</b>
10001	40010		FARES-FULL	\$1,156,670	\$1,133,990	\$715,757	\$22,680
10001	40020		FARES-HALF	29,988	29,400	23,628	588
10001	40030		AGENCY REV-BOE-STUDENT FARE	100,000	100,000	29,445	-
10001	40050		AGENCY REVENUE-CITY SHUTTLE	2,645,588	2,568,532	2,802,035	77,056
10001	40076		FARES-SENIOR	24,305	23,828	28,141	477
10001	40077		FARES-YOUTH	1,561	1,530	4,282	31
10001	40080		FARES-PASS 7 DAY	1,279	1,254	19,989	25
10001	40081		FARES-PASS 1 DAY	86,180	84,490	132,790	1,690
10001	40082		FARES-PASS 10 RIDE	260	255	82	5
10001	40083		FARES-PASS ONE WAY	40,646	39,849	118,500	797
10001	40084		FARES-HALF OFF DAY PASS	7,611	7,462	22,467	149
10001	40085		FARES-PASS 31 DAY	10,774	10,563	11,252	211
10001	40091		FARES-SMART 10 RIDE	24,809	24,323	24,550	486
10001	40092		FARES-SMART 31 DAY	61,532	60,325	45,864	1,207
10001	40093		FARES-SMART 7 DAY	50,920	49,922	59,997	998
10001	40180		AGENCY REVENUE GSU UPASS	-	250,000	-	(250,000)
10001	40192		FARES-SMART RECH 31 DAY	29,454	28,876	16,046	578
10001	40193		FARES-SMART RECH 7 DAY	14,455	14,172	2,203	283
10001	40194		FARES-STORED VALUE CARDS	5,225	5,123	3,404	102
10001	40195		SPECIAL SERV-ST PATS SHUTTLE	20,000	20,000	4,364	-
10001	40230		PROGRAM REV-CITY EMPLOYER PASS	50,400	50,400	54,982	-
10001	40250		PROGRAM REV-CAT CONNECTS	-	-	155,678	-
10001	40300		PROGRAM REV-SEMESTER PASS	300,000	300,000	-	-
10001	40600		PROGRAM REV-OTHER	-	-	-	-
10001	42010		ADVERTISING REVENUE	1,409,700	-	-	1,409,700
10001	42020		OTHER REV-NON TRANSIT	5,250	5,250	3	-
10001	42030		INTEREST INCOME	475,000	710,000	431,150	(235,000)
10001	44010		TAX REVENUE-SPECIAL DISTRICT	14,933,122	16,123,352	14,137,641	(1,190,230)
10001	44015		TAX REVENUE-OTHER	75,000	-	110,311	75,000
10001	45010		FTA OPERATING ASSISTANCE	4,481,951	3,166,966	3,166,968	1,314,985
10001	45015		PREVENTIVE MAINT REVENUE	2,000,000	2,000,000	-	-
10001	46025		DHR REVENUE	-	218,496	-	(218,496)
10001	46030		AGENCY REVENUE-FERRY PROGRAM	1,036,372	1,036,372	1,054,790	-
10001	46055		AGENCY REVENUE-SAMMI	-	-	-	-
10001	46090		AGENCY REVENUE-GIMTC	-	-	-	-
10001	46150		OTHER REV-LEASE	88,704	88,704	90,884	-
10001	48001		FARES-PARA	91,249	89,460	55,816	1,789
10001	48003		AGENCY REVENUE-CHATHAM CNTY	7,152,930	7,152,930	6,905,243	-
10001	48004		FARES-PARA FAREBOX	69,401	68,040	82,019	1,361
10001	48010		OTHER REV-GAIN/LOSS ON SALE	-	-	-	-
10001	48011		AGENCY REVENUE-GARDEN CITY	19,304	19,304	139,453	-
10001	48012		AGENCY REVENUE-PORT WENTWORT	427,788	427,788	427,785	-
10001	48013		GDOT TRANSIT TRUST FUND PROGRM	-	383,146	-	(383,146)
10001	48100		PROGRAM REV-EMPLOYER PASS	-	-	-	-
10001	48150		AGENCY REVENUE-OTHER	-	-	-	-
10001	48200		AGENCY REVENUE-CITY SR CIRC	-	250,000	-	(250,000)
10001	48500		MPC PLANNING	-	-	-	-
10001	48550		OTHER REV-GENERAL	507,350	150,000	2,387	357,350
10001	48560		TRAINING REIMBURSEMNT AGREEMM	-	-	-	-
10001	49000		GAIN OR LOSS ON ASSETS	-	-	-	-
10001	49010		LOSS-OTHER	-	-	-	-
10001	49030		GEN FUND SAVINGS CONTRIBUTION	4,637,375	-	-	4,637,375
10001	49998		CAPITAL CONTRIBUTION	-	-	-	-
10001	49999		CONTINGENCY	-	-	-	-
<b>TOTAL REVENUE</b>				<b>\$42,072,153</b>	<b>\$36,694,102</b>	<b>\$30,879,906</b>	<b>\$5,378,051</b>

**CHATHAM AREA TRANSIT AUTHORITY  
FY 2027 OPERATING BUDGET & 5-YEAR CAPITAL PLAN**

EXECUTIVE						
10010	51250		REG WAGES-EXECUTIVE	\$726,304	\$856,402	\$460,697 (\$130,098)
10010	51255		REG WAGES-ADMIN EXEC	146,600	239,747	61,610 (93,148)
10010	51260		OT WAGES-ADMIN EXEC	-	-	- -
10010	52100		BENEFITS-PR TAX FICA	33,962	83,855	39,455 (49,893)
10010	52110		BENEFITS-PR TAX FUTA	-	-	- -
10010	52120		BENEFITS-PR TAX SUTA	-	-	- -
10010	52150		BENEFITS-RETIREMENT	28,238	4,646	(12,036) 23,592
10010	52190		BENEFITS-INSURANCE ST&LT DIS	6,430	7,500	7,437 (1,070)
10010	52200		BENEFITS-INSURANCE MEDICAL	20,732	31,133	(6,570) (10,401)
10010	52210		BENEFITS-INSURANCE DENTAL	1,096	1,237	724 (141)
10010	52250		BENEFITS-INSURANCE LIFE	2,994	5,468	3,519 (2,474)
10010	52275		BENEFITS-INSURANCE VISION	276	460	311 (184)
10010	52300		INSURANCE-WORKER'S COMP	-	-	- -
10010	52350		BENEFITS-PERSONAL LEAVE	-	-	28,085 -
10010	52400		BENEFITS-HOLIDAY LEAVE	-	-	25,314 -
10010	52450		BENEFITS-VACATION LEAVE	-	-	15,969 -
10010	52455		BENEFITS-OTHER LEAVE	-	-	12,963 -
10010	52460		BENEFITS-UNIFORM ALLOWANCE	-	-	- -
10010	52470		Retention Bonus Expense	-	-	- -
10010	52900		BENEFITS-OTHER	-	-	5,455 -
10010	53100		PROFESSIONAL FEES-GENERAL	-	100,000	30,851 (100,000)
10010	53101		PROFESSIONAL FEES-BOARD	-	-	578 -
10010	53105		PROFESSIONAL FEES-GOV RELTNS	210,000	252,500	251,978 (42,500)
10010	53150		G&A-MARKETING GENERAL	-	18,900	1,890 (18,900)
10010	53155		G&A-MARKETING COMMUNICATION	75,000	150,000	47,701 (75,000)
10010	53160		G&A-ADVERTISING-GENERAL	-	-	- -
10010	53200		PROFESSIONAL FEES-LEGAL	300,000	300,000	919,597 -
10010	53220		G&A-LICENSES & FEES	-	-	- -
10010	53340		CONTRACT SERVICES-TEMP LABOR	10,000	-	39,588 10,000
10010	53350		CONTRACT SERVICES-GENERAL	10,000	100,000	- (90,000)
10010	53515		G&A-PRINTING-GENERAL	-	-	- -
10010	54675		G&A-POSTAGE	2,000	2,200	1,026 (200)
10010	54685		G&A-OTHER	3,000	-	- 3,000
10010	54685	45020	G&A-OTHER	-	5,000	- (5,000)
10010	54700		G&A-SUPPLIES-OFFICE	4,000	8,000	3,774 (4,000)
10010	54750		G&A-SUPPLIES-GENERAL	4,000	9,476	2,932 (5,476)
10010	54800		G&A-SUPPLIES-COMPUTER	-	-	- -
10010	54850		G&A-COVID SUPPLIES	-	-	- -
10010	55150		UTILITIES-TELEPHONE	-	-	- -
10010	55200		UTILITIES-GAS CC	-	-	- -
10010	56300		INSURANCE-GENERAL LIABILITY	-	-	- -
10010	56310		INSURANCE-CLAIMS PAID	-	-	- -
10010	58100		G&A-DUES & SUBSCRIPTIONS	55,000	55,000	35,645 -
10010	58150		TRAINING-REGISTRATION	10,000	10,000	- -
10010	58151		TRAINING-REGISTRATION EXEC	7,000	7,000	- -
10010	58155		TRAINING-MEALS	7,000	7,000	602 -
10010	58156		TRAINING-MEALS EXEC	10,400	10,400	235 -
10010	58160		TRAINING-LODGING	12,000	12,000	613 -
10010	58161		TRAINING-LODGING EXEC	7,000	7,000	504 -
10010	58165		TRAINING-OTHER TRAVEL FEES	7,200	7,200	- -

**CHATHAM AREA TRANSIT AUTHORITY  
FY 2027 OPERATING BUDGET & 5-YEAR CAPITAL PLAN**

10010	58166	TRAINING-OTHER TRAVEL FEE EXEC	10,400	10,400	-	-
10010	58200	G&A-EMP RECOGNITION-GENERAL	-	-	-	-
10010	58230	CAT FREEDOM PROGRAM EXPENSE	-	-	-	-
10010	58240	TRAINING-TRAVEL & LODGING	-	-	-	-
10010	58245	MEALS & ENTERTAINMENT	-	-	-	-
10010	58300	BUS LEASE EXPENSE	-	-	-	-
10010	58310	TRAINING -TRAVEL	10,000	10,000	-	-
10010	58311	TRAINING-TRAVEL EXEC	3,000	5,000	-	(2,000)
10010	58315	TRAINING-STAFF DEVELOPMENT	20,000	50,000	-	(30,000)
10010	59100	TELERIDE OP EXPENSES	-	-	-	-
10010	59125	DHR EXPENSE	-	-	-	-
10010	59150	SHARED RIDE TAXI	-	-	-	-
10010	59300	CONTINGENCY	-	-	-	-
10010	59350	BAD DEBT EXPENSE	-	-	-	-
10010	59355	NON-REIMBURSEABLE EXPENSE	-	-	-	-
		<b>TOTAL EXECUTIVE</b>	<b>\$1,743,631</b>	<b>\$2,367,524</b>	<b>\$1,980,447</b>	<b>(\$623,893)</b>
<b>BOARD ADMINISTRATION</b>						
10011	51200	REG WAGES-ADMIN	\$222,737	\$221,370	\$98,482	\$1,368
10011	51205	OT WAGES-ADMIN	-	-	-	-
10011	52100	BENEFITS-PR TAX FICA	8,345	16,934	8,673	(8,589)
10011	52150	BENEFITS-RETIREMENT	-	1,000	-	(1,000)
10011	52190	BENEFITS-INSURANCE ST&LT DIS	1,891	2,257	1,973	(366)
10011	52200	BENEFITS-INSURANCE MEDICAL	24,694	20,406	(3,224)	4,288
10011	52210	BENEFITS-INSURANCE DENTAL	693	589	458	105
10011	52250	BENEFITS-INSURANCE LIFE	900	897	939	3
10011	52275	BENEFITS-INSURANCE VISION	-	202	10	(202)
10011	52350	BENEFITS-PERSONAL LEAVE	-	-	7,760	-
10011	52400	BENEFITS-HOLIDAY LEAVE	-	-	5,931	-
10011	52450	BENEFITS-VACATION LEAVE	-	-	9,109	-
10011	52455	BENEFITS-OTHER LEAVE	-	-	2,111	-
10011	52900	BENEFITS-OTHER	-	-	-	-
10011	53101	PROFESSIONAL FEES-BOARD	5,500	-	6,102	5,500
10011	53200	PROFESSIONAL FEES-LEGAL	-	-	-	-
10011	53220	G&A-LICENSES & FEES	-	-	-	-
10011	53330	CONTRACT SERVICES-IT SUPPORT	-	-	-	-
10011	53515	G&A-PRINTING-GENERAL	-	-	-	-
10011	54675	G&A-POSTAGE	-	-	-	-
10011	54700	G&A SUPPLIES-GENERAL	20,250	20,250	1,711	-
10011	54750	G&A-SUPPLIES-OFFICE	21,000	21,000	61	-
10011	58100	G&A-DUES & SUBSCRIPTIONS	65,570	22,275	697	43,295
10011	58150	TRAINING-REGISTRATION	-	31,539	1,826	(31,539)
10011	58155	TRAINING-MEALS	-	14,843	5,452	(14,843)
10011	58160	TRAINING-LODGING	-	30,362	1,037	(30,362)
10011	58165	TRAINING-OTHER TRAVEL FEES	-	20,760	272	(20,760)
10011	58310	TRAINING-TRAVEL	-	23,355	4,562	(23,355)
		<b>TOTAL BOARD ADMINISTRATION</b>	<b>\$371,580</b>	<b>\$448,038</b>	<b>\$153,942</b>	<b>(\$76,458)</b>

**CHATHAM AREA TRANSIT AUTHORITY  
FY 2027 OPERATING BUDGET & 5-YEAR CAPITAL PLAN**

<b>HUMAN RESOURCES</b>						
10013	51210	REG WAGES-HUMAN RESOURCES	\$297,637	\$335,595	\$130,870	(\$37,958)
10013	51215	OT WAGES-HUMAN RESOURCES	-	-	-	-
10013	52100	BENEFITS-PR TAX FICA	18,353	25,673	12,003	(7,320)
10013	52120	BENEFITS-PR TAX SUTA	-	-	11,819	-
10013	52150	BENEFITS-RETIREMENT	1,620	4,738	(26)	(3,118)
10013	52190	BENEFITS-INSURANCE ST&LT DIS	4,255	2,500	1,552	1,755
10013	52200	BENEFITS-INSURANCE MEDICAL	37,032	63,406	60,121	(26,374)
10013	52210	BENEFITS-INSURANCE DENTAL	1,789	1,858	4,083	(69)
10013	52250	BENEFITS-INSURANCE LIFE	1,868	1,639	54,694	229
10013	52275	BENEFITS-INSURANCE VISION	276	92	96	184
10013	52300	INSURANCE-WORKER'S COMP	-	-	-	-
10013	52350	BENEFITS-PERSONAL LEAVE	-	-	6,888	-
10013	52400	BENEFITS-HOLIDAY LEAVE	-	-	6,538	-
10013	52450	BENEFITS-VACATION LEAVE	-	-	3,745	-
10013	52455	BENEFITS-OTHER LEAVE	-	-	-	-
10013	52900	BENEFITS-OTHER	-	-	-	-
10013	53100	PROFESSIONAL FEES-GENERAL	8,000	-	-	8,000
10013	53150	G&A-MARKETING GENERAL	5,000	1,000	507	4,000
10013	53160	G&A-ADVERTISING-GENERAL	5,000	10,000	1,539	(5,000)
10013	53180	G&A-RECRUITMENT EXPENSE	20,000	20,000	29,045	-
10013	53200	PROFESSIONAL FEES-LEGAL	5,000	10,000	-	(5,000)
10013	53340	CONTRACT SERVICES-TEMP LABOR	15,000	25,000	35,333	(10,000)
10013	53350	CONTRACT SERVICES-GENERAL	15,000	4,000	3,288	11,000
10013	53515	G&A-PRINTING-GENERAL	5,000	5,000	65	-
10013	54675	G&A-POSTAGE	500	500	1,052	-
10013	54685	G&A-OTHER	5,000	5,000	-	-
10013	54700	G&A-SUPPLIES-OFFICE	5,000	5,000	2,511	-
10013	54750	G&A-SUPPLIES-GENERAL	5,000	5,000	2,356	-
10013	54800	G&A-SUPPLIES-COMPUTER	2,000	2,000	-	-
10013	58100	G&A-DUES & SUBSCRIPTIONS	2,000	2,000	8,200	-
10013	58150	TRAINING-REGISTRATION	4,000	7,000	-	(3,000)
10013	58155	TRAINING-MEALS	1,500	2,000	819	(500)
10013	58160	TRAINING-LODGING	2,500	4,000	-	(1,500)
10013	58165	TRAINING-OTHER TRAVEL FEES	1,000	2,000	-	(1,000)
10013	58170	TRAINING-TUITION REIMBURSEMENT	7,500	10,000	-	(2,500)
10013	58200	G&A-EMP RECOGNITION-GENERAL	30,000	30,000	10,073	-
10013	58205	EMPLOYEE BENEFIT PROMOTIONS	2,000	-	336	2,000
10013	58210	EMPLOYEE APPRECIATION - LUNCH	25,000	7,000	6,731	18,000
10013	58220	G&A-EMP RECOGNITION-ROADEO	-	-	-	-
10013	58240	TRAINING-TRAVEL & LODGING	-	4,000	-	(4,000)
10013	58245	MEALS & ENTERTAINMENT	-	-	-	-
10013	58310	TRAINING-TRAVEL	-	1,500	41	(1,500)
10013	58315	TRAINING-STAFF DEVELOPMENT	5,000	30,000	2,016	(25,000)
10013	59125	DHR EXPENSE	-	-	-	-
10013	59300	CONTINGENCY	-	-	-	-
		<b>TOTAL HUMAN RESOURCES</b>	<b>\$538,830</b>	<b>\$627,501</b>	<b>\$396,295</b>	<b>(\$88,671)</b>

**CHATHAM AREA TRANSIT AUTHORITY**  
**FY 2027 OPERATING BUDGET & 5-YEAR CAPITAL PLAN**

<b>SECURITY &amp; RISK MANAGEMENT</b>						
10014	51240	REG WAGES-SAFETY	\$212,727	\$211,266	\$185,939	\$1,461
10014	51242	SAFETY OT WAGES	-	2,000	17,241	(2,000)
10014	52100	BENEFITS-PR TAX FICA	12,505	16,162	18,172	(3,657)
10014	52101	BENEFITS-PR TAX FICA WRKR COM	-	-	1,602	-
10014	52150	BENEFITS-RETIREMENT	4,028	2,105	1,272	1,923
10014	52190	BENEFITS-INSURANCE ST&LT DIS	2,724	3,400	3,343	(676)
10014	52200	BENEFITS-INSURANCE MEDICAL	16,786	24,066	(3,349)	(7,280)
10014	52210	BENEFITS-INSURANCE DENTAL	730	2,166	528	(1,435)
10014	52250	BENEFITS-INSURANCE LIFE	1,261	2,485	1,532	(1,224)
10014	52275	BENEFITS-INSURANCE VISION	184	276	288	(92)
10014	52300	INSURANCE-WORKER'S COMP	1,515,244	1,228,793	1,365,448	286,451
10014	52350	BENEFITS-PERSONAL LEAVE	-	-	9,969	-
10014	52400	BENEFITS-HOLIDAY LEAVE	-	-	7,502	-
10014	52450	BENEFITS-VACATION LEAVE	-	-	15,521	-
10014	52455	BENEFITS-OTHER LEAVE	-	-	-	-
10014	52900	BENEFITS-OTHER	-	1,000	-	(1,000)
10014	53200	PROFESSIONAL FEES-LEGAL	-	-	-	-
10014	53220	G&A-LICENSES & FEES	-	-	22	-
10014	53300	CONTRACT SERVICES-FACILITIES	-	150,000	24,300	(150,000)
10014	53350	CONTRACT SERVICES-GENERAL	1,090,084	754,561	452,961	335,523
10014	53515	G&A-PRINTING-GENERAL	500	500	-	-
10014	54675	G&A-POSTAGE	599	250	1,026	349
10014	54700	G&A-SUPPLIES-OFFICE	2,500	10,000	2,227	(7,500)
10014	54750	G&A-SUPPLIES-GENERAL	10,000	15,000	101	(5,000)
10014	56100	INSURANCE-PREMIUM-PHYSICAL DM	300,000	237,276	237,276	62,724
10014	56150	INSURANCE-FLEET	3,106,310	2,616,842	2,418,657	489,468
10014	56175	INSURANCE-OTHER	857,148	73,347	73,356	783,801
10014	56200	INSURANCE-RECOVERIES	(50,000)	(50,000)	(47,261)	-
10014	56300	INSURANCE-GENERAL LIABILITY	36,146	32,860	-	3,286
10014	56310	INSURANCE-CLAIMS PAID	100,000	350,000	-	(250,000)
10014	58100	G&A-DUES & SUBSCRIPTIONS	-	-	-	-
10014	58150	TRAINING-REGISTRATION	1,200	10,000	-	(8,800)
10014	58155	TRAINING-MEALS	500	500	417	-
10014	58160	TRAINING-LODGING	2,000	5,000	3,840	(3,000)
10014	58165	TRAINING-OTHER TRAVEL FEES	-	-	-	-
10014	58200	G&A-EMP RECOGNITION-GENERAL	500	-	-	500
10014	58310	TRAINING-TRAVEL	2,000	6,000	4,178	(4,000)
10014	58315	TRAINING-STAFF DEVELOPMENT	2,500	-	-	2,500
		<b>TOTAL SECURITY &amp; RISK MANAGEME</b>	<b>\$7,228,177</b>	<b>\$5,705,855</b>	<b>\$4,796,108</b>	<b>\$1,522,322</b>
<b>ADMINISTRATIVE SERVICES</b>						
10016	51200	REG WAGES-ADMIN	\$235,452	\$313,414	\$165,302	(\$77,962)
10016	51300	REG WAGES-MECHANICS	-	-	-	-
10016	51305	OT WAGES-MECHANICS	-	-	3,018	-
10016	52100	BENEFITS-PR TAX FICA	6,670	23,007	13,043	(16,337)
10016	52150	BENEFITS-RETIREMENT	-	2,317	295	(2,317)
10016	52190	BENEFITS-INSURANCE ST&LT DIS	1,399	6,500	2,936	(5,101)
10016	52200	BENEFITS-INSURANCE MEDICAL	40,289	75,180	28,853	(34,891)
10016	52210	BENEFITS-INSURANCE DENTAL	1,131	2,167	1,215	(1,036)
10016	52250	BENEFITS-INSURANCE LIFE	665	2,126	1,398	(1,461)
10016	52275	BENEFITS-INSURANCE VISION	-	184	31	(184)
10016	52350	BENEFITS-PERSONAL LEAVE	-	-	8,550	-
10016	52900	BENEFITS-OTHER	-	2,000	-	(2,000)
10016	53100	PROFESSIONAL FEES-GENERAL	-	1,500	-	(1,500)

**CHATHAM AREA TRANSIT AUTHORITY  
FY 2027 OPERATING BUDGET & 5-YEAR CAPITAL PLAN**

10016	53330	CONTRACT SERVICES-IT SUPPORT	432,350	486,850	470,941	(54,500)	
10016	54555	TOOL ALLOWANCE	-	-	-	-	
10016	54700	G&A SUPPLIES-GENERAL	-	5,000	4,506	(5,000)	
10016	58100	G&A-DUES & SUBSCRIPTIONS	-	500	495	(500)	
10016	58150	TRAINING-REGISTRATION	-	5,000	43	(5,000)	
10016	58155	TRAINING-MEALS	-	400	218	(400)	
10016	58160	TRAINING-LODGING	-	3,000	-	(3,000)	
10016	58310	TRAINING-TRAVEL	-	1,000	-	(1,000)	
					-		
		<b>TOTAL ADMINISTRATIVE SERVICES</b>	<b>\$717,956</b>	<b>\$930,145</b>	<b>\$700,844</b>	<b>(\$212,189)</b>	
<b>GENERAL SERVICES</b>							
10017	59300	CONTINGENCY	\$1,000,000	\$963,150	\$ -	\$36,850	
10017	59305	CAPITAL CONTRIBUTION	4,748,457	568,633	2,050,467	4,179,824	
10017	59310	CAPITAL SPECIAL PROJECTS	-	-	-	-	
10017	60100	TRANSFER IN	-	-	-	-	
10017	60200	TRANSFER OUT	-	-	1,956,204	-	
		<b>TOTAL GENERAL SERVICES</b>	<b>\$5,748,457</b>	<b>\$1,531,783</b>	<b>\$4,006,671</b>	<b>\$4,216,674</b>	
<b>COMPLIANCE &amp; REG</b>							
10018	51200	REG WAGES-COMPLIANCE	\$147,900	\$ -	\$ -	\$147,900	
10018	52100	BENEFITS-PR TAX FICA	11,092	-	-	11,092	
10018	52150	BENEFITS-RETIREMENT	4,350	-	-	4,350	
10018	52190	BENEFITS-INSURANCE ST&LT DIS	1,818	-	-	1,818	
10018	52200	BENEFITS-INSURANCE MEDICAL	25,152	-	-	25,152	
10018	52210	BENEFITS-INSURANCE DENTAL	528	-	-	528	
10018	52250	BENEFITS-INSURANCE LIFE	867	-	-	867	
10018	52275	BENEFITS-INSURANCE VISION	384	-	-	384	
		<b>TOTAL</b>	<b>\$192,091</b>	<b>\$0</b>	<b>\$0</b>	<b>\$192,091</b>	
<b>SYSTEM PLANNING &amp; DEVELOPMENT</b>							
10019	51219	REG WAGES-PLANNING & DEVEL	\$254,282	\$385,678	\$77,589	(\$131,396)	
10019	52100	BENEFITS-PR TAX FICA	10,981	29,504	6,943	(18,523)	
10019	52150	BENEFITS-RETIREMENT	-	1,000	-	(1,000)	
10019	52190	BENEFITS-INSURANCE ST&LT DIS	988	6,000	1,555	(5,012)	
10019	52200	BENEFITS-INSURANCE MEDICAL	12,339	21,481	(3,823)	(9,142)	
10019	52210	BENEFITS-INSURANCE DENTAL	365	928	317	(562)	
10019	52250	BENEFITS-INSURANCE LIFE	306	1,935	569	(1,629)	
10019	52275	BENEFITS-INSURANCE VISION	92	276	148	(184)	
10019	52350	BENEFITS-PERSONAL LEAVE	-	-	3,178	-	
10019	52400	BENEFITS-HOLIDAY LEAVE	-	-	4,455	-	
10019	52450	BENEFITS-VACATION LEAVE	-	-	5,419	-	
10019	52455	BENEFITS-OTHER LEAVE	-	-	230	-	
10019	52900	BENEFITS-OTHER	-	1,000	-	(1,000)	
10019	53100	PROFESSIONAL FEES-GENERAL	-	-	-	-	
10019	53110	PROFESSIONAL FEES-PLANNING	150,000	150,000	140,559	-	
10019	53160	G&A-AVERTISING-GENERAL	4,150	4,150	2,831	-	
10019	53330	CONTRACT SERVICES-IT SUPPORT	-	45,420	6,350	(45,420)	
10019	53350	CONTRACT SERVICES-GENERAL	-	-	-	-	
10019	54675	G&A-POSTAGE	2,000	2,000	1,026	-	
10019	54680	G&A-PRINTING FARE & OTHER PA	18,000	18,000	3,037	-	
10019	54700	G&A SUPPLIES-GENERAL	3,000	3,000	787	-	
10019	54800	G&A-SUPPLIES-COMPUTER	-	-	-	-	
10019	58100	G&A-DUES & SUBSCRIPTIONS	30,250	30,250	1,817	-	
10019	58150	TRAINING-REGISTRATION	2,000	3,000	-	(1,000)	
10019	58155	TRAINING-MEALS	814	1,764	-	(950)	
10019	58160	TRAINING-LODGING	1,500	6,000	-	(4,500)	
10019	58310	TRAINING-TRAVEL	1,000	3,000	-	(2,000)	
		<b>TOTAL SYSTEM PLANNING &amp; DEVEL</b>	<b>\$492,067</b>	<b>\$714,386</b>	<b>\$252,987</b>	<b>(\$222,319)</b>	

**CHATHAM AREA TRANSIT AUTHORITY  
FY 2027 OPERATING BUDGET & 5-YEAR CAPITAL PLAN**

<b>FINANCE</b>							
10020	51220	REG WAGES-FINANCE	\$550,198	\$565,960	\$380,537	(\$15,762)	
10020	51221	OT WAGES-FINANCE	500	750	2,355	(250)	
10020	52100	BENEFITS-PR TAX FICA	30,245	43,296	29,984	(13,051)	
10020	52150	BENEFITS-RETIREMENT	11,262	8,604	5,636	2,658	
10020	52190	BENEFITS-INSURANCE ST&LT DIS	6,763	8,300	6,068	(1,537)	
10020	52200	BENEFITS-INSURANCE MEDICAL	105,721	85,921	60,039	19,800	
10020	52210	BENEFITS-INSURANCE DENTAL	3,977	2,755	2,171	1,221	
10020	52250	BENEFITS-INSURANCE LIFE	3,226	2,282	2,875	944	
10020	52275	BENEFITS-INSURANCE VISION	276	184	225	92	
10020	52350	BENEFITS-PERSONAL LEAVE	-	-	7,892	-	
10020	52400	BENEFITS-HOLIDAY LEAVE	-	-	18,690	-	
10020	52450	BENEFITS-VACATION LEAVE	-	-	10,586	-	
10020	52455	BENEFITS-OTHER LEAVE	-	-	3,910	-	
10020	52900	BENEFITS-OTHER	-	4,000	-	(4,000)	
10020	53160	G&A-ADVERTISING-GENERAL	2,000	2,000	-	-	
10020	53250	PROFESSIONAL FEES-AUDITING	60,000	60,000	32,182	-	
10020	53330	CONTRACT SERVICES-IT SUPPORT	34,000	65,400	20,380	(31,400)	
10020	53340	CONTRACT SERVICES-TEMP LABOR	3,000	3,000	-	-	
10020	53350	CONTRACT SERVICES-GENERAL	35,000	37,150	37,839	(2,150)	
10020	53515	G&A-PRINTING-GENERAL	1,000	1,000	-	-	
10020	54675	G&A-POSTAGE	1,200	1,200	1,026	-	
10020	54700	G&A-SUPPLIES-OFFICE	6,000	6,000	2,690	-	
10020	54750	G&A-SUPPLIES-GENERAL	2,000	2,000	1,527	-	
10020	55150	UTILITIES-TELEPHONE	-	-	-	-	
10020	55152	UTILITIES-TELEPHONE MOBILE	50,000	60,000	42,324	(10,000)	
10020	56500	UNFUNDED NET OPEB OBLIGATIONS	-	-	-	-	
10020	58100	G&A-DUES & SUBSCRIPTIONS	-	10,000	-	(10,000)	
10020	58150	TRAINING-REGISTRATION	-	1,500	-	(1,500)	
10020	58155	TRAINING-MEALS	-	1,000	-	(1,000)	
10020	58160	TRAINING-LODGING	-	2,500	-	(2,500)	
10020	58165	TRAINING-OTHER TRAVEL FEES	-	500	-	(500)	
10020	58200	G&A-EMP RECOGNITION-GENERAL	-	2,000	-	(2,000)	
10020	58250	G&A-INTEREST EXPENSE	3,500	3,500	-	-	
10020	58255	G&A-INTEREST EXPENSE-PENALTIES	1,500	3,000	147	(1,500)	
10020	58310	TRAINING-TRAVEL	2,500	2,500	-	-	
10020	58315	TRAINING-STAFF DEVELOPMENT	-	3,500	-	(3,500)	
10020	59000	CASH OVER/SHORT	100	100	585	-	
10020	59375	BANK SERVICE CHARGE	35,000	35,000	43,491	-	
10020	59400	G&A-DEPRECIATION	62,000	62,000	47,327	-	
		<b>TOTAL</b>	<b>\$1,010,968</b>	<b>\$1,086,902</b>	<b>\$760,486</b>	<b>(\$75,934)</b>	
<b>MOBILITY SERVICES-CALL CENTER</b>							
10025	51290	REG WAGES-SUPERVISORS MOBILITY	\$123,777	\$123,600	\$41,657	\$177	
10025	51295	REG WAGES-ADMIN MOBILITY	328,656	365,923	243,338	(37,267)	
10025	51296	OT WAGES-ADMIN MOBILITY	-	35,000	42,143	(35,000)	
10025	52100	BENEFITS-PR TAX FICA	23,066	37,448	26,901	(14,382)	
10025	52150	BENEFITS-RETIREMENT	1,430	2,561	1,259	(1,131)	
10025	52190	BENEFITS-INSURANCE ST&LT DIS	4,199	9,166	4,319	(4,967)	
10025	52200	BENEFITS-INSURANCE MEDICAL	64,325	52,069	60,375	12,256	
10025	52210	BENEFITS-INSURANCE DENTAL	1,826	1,856	1,328	(30)	
10025	52250	BENEFITS-INSURANCE LIFE	1,745	1,617	1,982	128	
10025	52275	BENEFITS-INSURANCE VISION	552	460	573	92	
10025	52350	BENEFITS-PERSONAL LEAVE	-	-	19,611	-	
10025	52400	BENEFITS-HOLIDAY LEAVE	-	-	9,873	-	
10025	52450	BENEFITS-VACATION LEAVE	-	-	19,866	-	
10025	52455	BENEFITS-OTHER LEAVE	-	-	923	-	
10025	52900	BENEFITS-OTHER	2,000	2,000	-	-	
10025	53100	PROFESSIONAL FEES-GENERAL	-	-	-	-	
10025	53110	PROFESSIONAL FEES-PLANNING	36,000	36,000	-	-	
10025	53220	G&A-LICENSES & FEES	19,000	19,000	-	-	
10025	53320	CONTRACT SERVICES-SYS CONN	-	-	-	-	
10025	53330	CONTRACT SERVICES-IT SUPPORT	53,000	53,000	41,660	-	
10025	53340	CONTRACT SERVICES-TEMP LABOR	17,000	-	21,255	17,000	
10025	53350	CONTRACT SERVICES-GENERAL	30,000	30,000	20,994	-	

**CHATHAM AREA TRANSIT AUTHORITY  
FY 2027 OPERATING BUDGET & 5-YEAR CAPITAL PLAN**

10025	53515	G&A-PRINTING-GENERAL	500	500	-	-
10025	54675	G&A-POSTAGE	500	250	1,026	250
10025	54700	G&A-SUPPLIES-OFFICE	500	500	537	-
10025	54750	G&A-SUPPLIES-GENERAL	150	-	164	150
10025	54800	G&A-SUPPLIES-COMPUTER	650	650	-	-
10025	54900	G&A-UNIFORM EXPENSE	3,000	3,000	-	-
10025	58100	G&A-DUES & SUBSCRIPTIONS	500	500	-	-
10025	58150	TRAINING-REGISTRATION	2,553	5,000	-	(2,447)
10025	58155	TRAINING-MEALS	1,005	2,000	-	(995)
10025	58160	TRAINING-LODGING	1,500	3,000	-	(1,500)
10025	58165	TRAINING-OTHER TRAVEL FEES	503	1,000	-	(497)
10025	58200	G&A-EMP RECOGNITION-GENERAL	2,010	2,000	-	10
10025	58315	TRAINING-STAFF DEVELOPMENT	5,000	10,000	-	(5,000)
<b>TOTAL MOBILITY SERVICES-CALL CEN</b>			<b>\$724,947</b>	<b>\$798,100</b>	<b>\$559,784</b>	<b>(\$73,153)</b>
<b>MAINTENANCE</b>						
10030	51300	REG WAGES-MECHANICS	\$1,125,649	\$1,103,974	\$847,622	\$21,675
10030	51305	OT WAGES-MECHANICS	40,000	40,000	45,144	-
10030	51310	REG WAGES-UTILITY	1,200,696	996,589	775,829	204,107
10030	51315	OT WAGES-UTILITY	80,000	55,000	98,158	25,000
10030	51320	REG WAGES-SUPERVISORS MAINT	520,931	367,304	350,802	153,627
10030	51330	REG WAGES-ADMIN MAINT	257,118	256,423	216,639	695
10030	52100	BENEFITS-PR TAX FICA	192,800	222,626	188,672	(29,826)
10030	52150	BENEFITS-RETIREMENT	40,927	38,098	27,406	2,829
10030	52190	BENEFITS-INSURANCE ST&LT DIS	38,572	34,000	36,220	4,572
10030	52200	BENEFITS-INSURANCE MEDICAL	505,576	459,447	367,474	46,129
10030	52210	BENEFITS-INSURANCE DENTAL	17,148	15,170	10,993	1,977
10030	52250	BENEFITS-INSURANCE LIFE	9,242	8,587	8,397	655
10030	52275	BENEFITS-INSURANCE VISION	1,564	1,196	1,650	368
10030	52310	W/C CLAIM RESERVE EXPENSE	-	-	-	-
10030	52350	BENEFITS-PERSONAL LEAVE	-	-	103,691	-
10030	52400	BENEFITS-HOLIDAY LEAVE	-	-	78,487	-
10030	52450	BENEFITS-VACATION LEAVE	-	58,000	138,885	(58,000)
10030	52455	BENEFITS-OTHER LEAVE	-	-	3,743	-
10030	52460	BENEFITS-UNIFORM ALLOWANCE	-	-	-	-
10030	52900	BENEFITS-OTHER	-	25,000	-	(25,000)
10030	53220	M&S- LICENSES & FEES	10,000	9,500	832	500
10030	53300	CONTRACT SERVICES-FACILITIES	90,000	75,000	49,573	15,000
10030	53310	CONTRACT SERVICES-ROUTE MNT	50,000	50,000	-	-
10030	53330	CONTRACT SERVICES-IT SUPPORT	15,000	-	-	15,000
10030	53340	CONTRACT SERVICES-TEMP LABOR	20,000	-	18,253	20,000
10030	53350	CONTRACT SERVICES-GENERAL	75,000	50,000	47,810	25,000
10030	53400	M&S- OUTSIDE MAINT REV VEH	450,000	390,000	238,210	60,000
10030	53450	M&S- OUTSIDE MAINT BUILDING	200,000	150,000	116,740	50,000
10030	53455	M&S- OUTSIDE MAINT SUP VEH	35,000	30,000	16,558	5,000
10030	53460	M&S- OUTSIDE MAINT EQUIP	25,000	25,000	12,926	-
10030	53470	M&S-TOWING EXPENSE	40,000	30,000	9,475	10,000
10030	53515	G&A-PRINTING-GENERAL	25,000	10,000	10,640	15,000
10030	54100	M&S-LUBRICANTS AND OTHER	110,000	100,000	77,433	10,000
10030	54300	FUEL-REV VEH FR	1,600,000	1,600,000	831,312	-
10030	54310	FUEL-REV VEH PARA	125,000	100,000	172,317	25,000
10030	54320	FUEL-SUPPORT VEHICLES	90,000	75,000	81,573	15,000
10030	54400	M&S-TIRES	250,000	225,000	181,028	25,000
10030	54500	M&S-PARTS REV VEH	600,000	650,000	420,436	(50,000)
10030	54510	M&S-PARTS FAREBOX	100,000	100,000	32,888	-
10030	54520	M&S-PARTS REV VEH-OTHER	10,000	10,000	-	-
10030	54550	M&S-TOOLS & SMALL EQUIP	50,000	50,000	31,798	-
10030	54555	BENEFITS-TOOL ALLOWANCE	7,500	7,500	-	-
10030	54600	M&S-FREIGHT	10,000	10,000	-	-
10030	54640	M&S-SUPPLIES SHOP	85,000	85,000	28,742	-
10030	54675	G&A-POSTAGE	1,500	1,500	1,026	-
10030	54680	G&A-PRINTING FARE & OTHER PA	35,000	35,000	4,909	-
10030	54700	M&S-SUPPLIES GENERAL	110,000	98,459	97,223	11,541
10030	54750	G&A-SUPPLIES-GENERAL	20,000	20,000	2,362	-
10030	54800	G&A-SUPPLIES-COMPUTER	15,000	15,000	-	-
10030	55100	UTILITIES-ELECTRICITY CC	220,000	200,000	233,620	20,000
10030	55105	UTILITIES-ELECTRICITY JMRTC	75,000	75,000	41,469	-

**CHATHAM AREA TRANSIT AUTHORITY  
FY 2027 OPERATING BUDGET & 5-YEAR CAPITAL PLAN**

10030	55160	UTILITIES-CABLE	25,000	15,000	32,402	10,000
10030	55165	UTILITIES-CABLE JMRTC	5,000	5,000	-	-
10030	55200	UTILITIES-GAS CC	30,000	30,000	20,457	-
10030	55205	UTILITIES-GAS JMRTC	0	0	-	-
10030	55250	UTILITIES-WATER CC	20,000	15,000	10,403	5,000
10030	55255	UTILITIES-WATER JMRTC	10,000	10,000	-	-
10030	55300	UTILITIES-REFUSE CC	90,000	90,000	109,968	-
10030	55305	UTILITIES-REFUSE JMRTC	15,000	15,000	12,219	-
10030	58100	G&A-DUES & SUBSCRIPTIONS	10,000	12,000	-	(2,000)
10030	58150	TRAINING-REGISTRATION	5,000	10,000	-	(5,000)
10030	58155	TRAINING-MEALS	2,500	5,000	-	(2,500)
10030	58160	TRAINING-LODGING	5,000	10,000	-	(5,000)
10030	58165	TRAINING-OTHER TRAVEL FEES	4,250	-	-	4,250
10030	58200	G&A-EMP RECOGNITION-GENERAL	-	-	-	-
10030	58240	TRAINING-TRAVEL & LODGING	1,000	2,000	-	(1,000)
10030	58245	MEALS & ENTERTAINMENT	1,500	3,000	-	(1,500)
10030	58315	TRAINING-STAFF DEVELOPMENT	7,500	15,000	-	(7,500)
10030	58375	G&A-RENTAL FEES	10,000	10,000	6,687	-
		<b>TOTAL</b>	<b>\$8,820,972</b>	<b>\$8,205,373</b>	<b>\$6,251,101</b>	<b>\$615,599</b>
		<b>CAT CONNECT</b>				
10035	51100	REGULAR WAGES-CAT CONNECTS	\$188,324	\$145,683	\$143,742	\$42,640
10035	51105	OVER TIME WAGES-OPERATORS	0	5,000	1,764	(5,000)
10035	52100	BENEFITS-PR TAX FICA	11,133	11,145	11,013	(12)
10035	52150	BENEFITS-RETIREMENT	3,000	2,000	3,053	1,000
10035	52190	BENEFITS-INSURANCE ST&LT DIS	3,137	-	2,378	3,137
10035	52200	BENEFITS-INSURANCE MEDICAL	33,071	10,740	(3,551)	22,331
10035	52210	BENEFITS-INSURANCE DENTAL	1,096	309	486	786
10035	52250	BENEFITS-INSURANCE LIFE	608	270	467	338
10035	52275	BENEFITS-INSURANCE VISION	276	92	187	184
10035	52350	BENEFITS-PERSONAL LEAVE	-	-	2,967	-
10035	52400	BENEFITS-HOLIDAY LEAVE	-	-	1,987	-
10035	52450	BENEFITS-VACATION LEAVE	-	-	2,696	-
10035	52455	BENEFITS-OTHER LEAVE	-	-	413	-
10035	52460	BENEFITS-UNIFORM ALLOWANCE	3,360	3,360	-	-
10035	52900	BENEFITS-OTHER	-	33,508	-	(33,508)
10035	54900	G&A-UNIFORM EXPENSE	-	2,000	-	(2,000)
10035	58315	TRAINING-STAFF DEVELOPMENT	-	5,000	-	(5,000)
		<b>TOTAL</b>	<b>\$244,004</b>	<b>\$219,108</b>	<b>\$167,602</b>	<b>\$24,896</b>

**CHATHAM AREA TRANSIT AUTHORITY**  
**FY 2027 OPERATING BUDGET & 5-YEAR CAPITAL PLAN**

<b>TRANSPORATION</b>							
10040	51100	REG WAGES-OPERATORS FR	\$5,057,557	\$5,160,665	\$2,976,132	(\$103,108)	
10040	51105	OT WAGES-OPERATORS FR	400,000	400,000	948,355	-	
10040	51110	REG WAGES-SUPERVISORS FR	639,853	810,264	625,022	(170,411)	
10040	51115	OT WAGES-SUPERVISORS FR	500	-	811	500	
10040	51120	REG WAGES-OPS SAFETY/TRAINER	735	-	947	735	
10040	51130	REG WAGES-TRAINEES FR	5,000	-	16,442	5,000	
10040	51140	REG WAGES-NON PRODUCTIVE FR	10,000	7,500	29,144	2,500	
10040	51200	REG WAGES-ADMIN	411,392	297,039	293,660	114,352	
10040	52100	BENEFITS-PR TAX FICA	324,850	514,142	402,054	(189,292)	
10040	52150	BENEFITS-RETIREMENT	56,267	74,422	44,699	(18,155)	
10040	52190	BENEFITS-INSURANCE ST&LT DIS	75,461	708	71,557	74,753	
10040	52200	BENEFITS-INSURANCE MEDICAL	1,249,727	993,192	1,080,557	256,535	
10040	52210	BENEFITS-INSURANCE DENTAL	42,753	38,973	23,864	3,780	
10040	52250	BENEFITS-INSURANCE LIFE	15,483	18,434	15,567	(2,951)	
10040	52275	BENEFITS-INSURANCE VISION	4,343	4,140	4,023	203	
10040	52350	BENEFITS-PERSONAL LEAVE	-	-	252,542	-	
10040	52400	BENEFITS-HOLIDAY LEAVE	-	-	148,828	-	
10040	52450	BENEFITS-VACATION LEAVE	-	-	275,952	-	
10040	52455	BENEFITS-OTHER LEAVE	-	-	36,181	-	
10040	52460	BENEFITS-UNIFORM ALLOWANCE	58,000	65,000	10,589	(7,000)	
10040	52900	BENEFITS-OTHER	-	52,000	-	(52,000)	
10040	53220	M&S-LICENSES & FEES	1,000	1,000	109	-	
10040	53320	CONTRACT SERVICES-SYS CONN	200,000	207,118	33,259	(7,118)	
10040	53455	M&S-OUTSIDE MAINT SUP VEH	108,000	-	-	108,000	
10040	53515	G&A-PRINTING-GENERAL	1,000	1,000	-	-	
10040	54675	G&A-POSTAGE	600	300	1,026	300	
10040	54700	M&S-SUPPLIES GENERAL	10,000	10,000	7,270	-	
10040	54750	G&A-SUPPLIES-GENERAL	7,000	8,000	5,266	(1,000)	
10040	58150	TRAINING-REGISTRATION	3,000	5,000	327	(2,000)	
10040	58155	TRAINING-MEALS	1,000	4,500	-	(3,500)	
10040	58160	TRAINING-LODGING	2,500	8,000	-	(5,500)	
10040	58165	TRAINING-OTHER TRAVEL FEES	5,000	10,000	-	(5,000)	
10040	58200	G&A-EMP RECOGNITION-GENERAL	5,000	5,000	3,273	-	
10040	58220	G&A-EMP RECOGNITION-ROADEO	-	8,000	-	(8,000)	
10040	58310	MILEAGE EXPENSE	-	2,500	-	(2,500)	
10040	58315	TRAINING-STAFF DEVELOPMENT	5,000	10,000	439	(5,000)	
		<b>TOTAL</b>	<b>\$8,701,020</b>	<b>\$8,716,897</b>	<b>\$7,307,895</b>	<b>(\$15,876)</b>	
<b>MARINE</b>							
10050	51500	REG WAGES-CAPTAIN MS	\$383,110	\$326,077	\$300,437	\$57,033	
10050	51505	ADDITIONAL WAGES-CAPTAINS MS	-	-	2,069	-	
10050	51510	REG WAGES-DECKHAND MS	266,261	174,501	115,913	91,760	
10050	51515	OT WAGES-DECKHAND MS	10,000	15,000	11,553	(5,000)	
10050	51520	REG WAGES-MAINT MS	62,587	61,367	54,045	1,220	
10050	51525	OT WAGES-MAINT MS	9,000	10,000	8,843	(1,000)	
10050	51530	REG WAGES-SUPERVISORS MS	112,998	110,867	107,343	2,131	
10050	52100	BENEFITS-PR TAX FICA	43,707	52,336	46,259	(8,629)	
10050	52150	BENEFITS-RETIREMENT	2,506	2,433	1,443	73	
10050	52190	BENEFITS-INSURANCE ST&LT DIS	8,576	8,100	7,949	476	
10050	52200	BENEFITS-INSURANCE MEDICAL	125,951	104,081	81,380	21,871	
10050	52210	BENEFITS-INSURANCE DENTAL	4,014	3,096	2,412	918	
10050	52250	BENEFITS-INSURANCE LIFE	4,035	3,581	3,771	454	
10050	52275	BENEFITS-INSURANCE VISION	368	276	275	92	

**CHATHAM AREA TRANSIT AUTHORITY  
FY 2027 OPERATING BUDGET & 5-YEAR CAPITAL PLAN**

10050	52300	INSURANCE-WORKER'S COMP	-	-	-	-
10050	52350	BENEFITS-PERSONAL LEAVE	-	-	10,149	-
10050	52400	BENEFITS-HOLIDAY LEAVE	-	-	7,597	-
10050	52450	BENEFITS-VACATION LEAVE	-	-	23,910	-
10050	52455	BENEFITS-OTHER LEAVE	-	-	1,434	-
10050	52900	BENEFITS-OTHER	-	1,000	-	(1,000)
10050	53220	M&S-LICENSES & FEES	2,000	2,000	327	-
10050	53330	CONTRACT SERVICES-IT SUPPORT	8,004	58,004	-	(50,000)
10050	53350	CONTRACT SERVICES-GENERAL	-	-	-	-
10050	53400	M&S-OUTSIDE MAINT REV VEH	200,000	196,788	127,261	3,212
10050	53450	M&S-OUTSIDE MAINT BUILDING	50,000	25,858	10,829	24,142
10050	53460	M&S-OUTSIDE MAINT EQUIP	100,000	50,000	48,722	50,000
10050	53515	G&A-PRINTING-GENERAL	-	-	-	-
10050	54100	M&S-LUBRICANTS AND OTHER	10,000	10,000	6,040	-
10050	54300	FUEL-REV VEH FR	150,000	160,000	150,004	(10,000)
10050	54500	M&S-PARTS REV VEH	50,000	50,000	12,920	-
10050	54510	M&S-PARTS FAREBOX	-	-	-	-
10050	54550	M&S-TOOLS & SMALL EQUIP	-	-	565	-
10050	54555	M&S-TOOL ALLOWANCE	-	-	(447)	-
10050	54600	M&S-FREIGHT	3,000	3,000	1,784	-
10050	54685	G&A-OTHER	-	-	-	-
10050	54700	M&S-SUPPLIES GENERAL	-	-	24	-
10050	54750	G&A-SUPPLIES-GENERAL	-	-	-	-
10050	54800	G&A-SUPPLIES-COMPUTER	-	-	-	-
10050	54850	G&A-COVID SUPPLIES	-	-	-	-
10050	54900	G&A-UNIFORM EXPENSE	7,500	7,500	4,793	-
10050	55110	UTILITIES-ELECTRICITY MS	600	600	589	-
10050	56320	INSURANCE-VESSELS	487,713	487,713	487,713	-
10050	58155	TRAINING-MEALS	-	-	401	-
10050	58160	TRAINING-LODGING	-	-	-	-
10050	58165	TRAINING-OTHER TRAVEL FEES	5,000	5,000	-	-
10050	58310	MILEAGE EXPENSE	-	-	203	-
10050	58315	TRAINING-STAFF DEVELOPMENT	-	-	-	-
		<b>TOTAL</b>	<b>\$2,106,930</b>	<b>\$1,929,177</b>	<b>\$1,638,510</b>	<b>\$177,753</b>
<b>PARATRANSIT</b>						
10060	51600	REG WAGES-OPERATORS PARA	\$1,468,683	\$1,594,321	\$1,086,448	(\$125,638)
10060	51605	OT WAGES-OPERATORS PARA	175,000	75,000	260,490	100,000
10060	51610	REG WAGES-SUPERVISORS PARA	310,064	242,142	217,474	67,922
10060	51615	OT WAGES-SUPERVISORS PARA	25,000	25,000	29,760	-
10060	51620	REG WAGES-ADMIN PARA	304,510	377,934	180,591	(73,424)
10060	52100	BENEFITS-PR TAX FICA	125,976	144,299	142,051	(18,323)
10060	52150	BENEFITS-RETIREMENT	13,394	19,534	11,340	(6,140)
10060	52190	BENEFITS-INSURANCE ST&LT DIS	23,744	16,800	23,807	6,944
10060	52200	BENEFITS-INSURANCE MEDICAL	319,496	367,084	270,411	(47,588)
10060	52210	BENEFITS-INSURANCE DENTAL	13,649	13,402	8,901	247
10060	52250	BENEFITS-INSURANCE LIFE	6,482	9,059	6,790	(2,577)
10060	52275	BENEFITS-INSURANCE VISION	1,927	2,484	2,067	(557)
10060	52350	BENEFITS-PERSONAL LEAVE	-	-	56,077	-
10060	52400	BENEFITS-HOLIDAY LEAVE	-	-	49,904	-
10060	52450	BENEFITS-VACATION LEAVE	-	-	59,377	-

**CHATHAM AREA TRANSIT AUTHORITY  
FY 2027 OPERATING BUDGET & 5-YEAR CAPITAL PLAN**

10060	52455	BENEFITS-OTHER LEAVE	-	-	7,471	-
10060	52460	BENEFITS-UNIFORM ALLOWANCE	31,429	29,640	10,541	1,789
10060	52900	BENEFITS-OTHER	11,499	11,000	-	499
10060	53320	CONTRACT SERVICES-SYS CONN	98,421	96,265	35,985	2,156
10060	53330	CONTRACT SERVICES-IT SUPPORT	65,000	-	9,855	65,000
10060	53350	CONTRACT SERVICES-GENERAL	-	-	(243)	-
10060	53400	M&S-OUTSIDE MAINT REV VEH	120,000	100,000	53,988	20,000
10060	53425	OM REVENUE VEH. - VEOLIA	-	-	-	-
10060	53455	M&S-OUTSIDE MAINT SUP VEH	25,000	25,000	-	-
10060	53460	M&S-OUTSIDE MAINT EQUIP	50,000	50,000	-	-
10060	53470	M&S-TOWING EXPENSE	7,500	10,000	1,604	(2,500)
10060	53515	G&A-PRINTING-GENERAL	10,000	7,500	7,407	2,500
10060	54100	M&S-LUBRICANTS AND OTHER	12,000	10,350	-	1,650
10060	54400	M&S-TIRES	75,000	50,000	25,725	25,000
10060	54500	M&S-PARTS REV VEH	100,000	100,000	14,769	-
10060	54510	M&S-PARTS FAREBOX	10,000	-	-	10,000
10060	54550	M&S-TOOLS & SMALL EQUIP	5,000	5,000	-	-
10060	54600	M&S-FREIGHT	1,500	1,500	-	-
10060	54640	M&S-SUPPLIES SHOP	5,000	5,000	-	-
10060	54675	G&A-POSTAGE	1,500	1,500	960	-
10060	54680	G&A-PRINTING FARE & OTHER PA	-	-	-	-
10060	54700	M&S-SUPPLIES GENERAL	7,500	7,500	397	-
10060	54705	FAREBOX & TVM SUPPLIES	-	-	-	-
10060	54750	G&A-SUPPLIES-GENERAL	4,000	3,000	2,006	1,000
10060	58100	G&A-DUES & SUBSCRIPTIONS	-	-	-	-
10060	58150	TRAINING-REGISTRATION	-	-	109	-
10060	58155	TRAINING-MEALS	-	-	-	-
10060	58160	TRAINING-LODGING	-	-	-	-
10060	58165	TRAINING-OTHER TRAVEL FEES	-	-	-	-
10060	58200	G&A-EMP RECOGNITION-GENERAL	-	3,000	-	(3,000)
10060	58315	TRAINING-STAFF DEVELOPMENT	2,250	4,500	248	(2,250)
10060	59900	EQUIPMENT	-	5,500	-	(5,500)
		<b>TOTAL PARATRANSIT</b>	<b>\$3,430,523</b>	<b>\$3,413,314</b>	<b>\$2,576,310</b>	<b>\$17,209</b>
		<b>TOTAL EXPENSES</b>	<b>\$42,072,153</b>	<b>\$36,694,102</b>	<b>\$31,548,982</b>	<b>\$5,378,051</b>
		<b>REVENUE UNDER/(OVER) EXPENSES</b>	<b>\$0</b>	<b>\$0</b>	<b>(\$669,076)</b>	<b>\$0</b>

**THIS PAGE INTENTIONALLY LEFT BLANK**

**CHATHAM AREA TRANSIT AUTHORITY  
FY 2027 OPERATING BUDGET & 5-YEAR CAPITAL PLAN**

**CHATHAM AREA TRANSIT AUTHORITY - 5-YEAR CAPITAL PLAN  
FY 2027 - FY 2031**

	FY 2027		FY 2028		FY 2029		FY 2030		FY 2031	
	GRANT	LOCAL	GRANT	LOCAL	GRANT	LOCAL	GRANT	LOCAL	GRANT	LOCAL
<b>REVENUE</b>										
<b>General Fund Contribution to Capital Fund</b>										
Plant Riverside Dock, \$125,000, (FY 2023 5307), 1103-2025-7-P1	\$ -	\$ 125,000	-	-	-	-	-	-	-	-
E-signage, \$125,000 (FY 2024 5307)	-	125,000	-	-	-	-	-	-	-	-
Shop Overhead Lighting, \$100,000, (General Fund Contribution)	-	100,000	-	-	-	-	-	-	-	-
Farebox, \$600,000 (FY 2026 Capital Contribution)	-	600,000	-	-	-	-	-	-	-	-
Passenger Amenities Support Vehicles, \$150,000, (General Fund Contribution)	-	150,000	-	-	-	-	-	-	-	-
HVAC	-	900,000	-	-	-	-	-	-	-	-
Bus Stop Improvements	-	731,367	-	-	-	-	-	-	-	-
Retirement Contribution	-	100,000	-	-	-	-	-	-	-	-
Operator Safety Barriers	-	1,100,000	-	-	-	-	-	-	-	-
Susie King Taylor Restoration, FHWA Flex Funding, FY 2023 - FY 2025	-	276,290	-	-	-	-	-	-	-	-
Congressionally Directed Spending - Shuttle Buses	-	340,000	-	-	-	-	-	-	-	-
Congressionally Directed Spending - 35" Diesel Buses	-	-	-	600,000	-	-	-	-	-	-
Congressionally Directed Spending - Ferry Restoration	-	200,800	-	-	-	-	-	-	-	-
Capital Contribution			-	3,000,000	-	3,000,000		3,000,000		3,000,000
<b>Total FY 2027 General Fund Contribution</b>	<b>-</b>	<b>\$ 4,748,457</b>	<b>\$ -</b>	<b>\$ 3,600,000</b>	<b>\$ -</b>	<b>\$ 3,000,000</b>	<b>\$ -</b>	<b>\$ 3,000,000</b>	<b>\$ -</b>	<b>\$ 3,000,000</b>
	FY 2027		FY 2028		Tota		FY 2030		FY 2031	
	GRANT	LOCAL	GRANT	LOCAL	GRANT	LOCAL	GRANT	LOCAL	GRANT	LOCAL
<b>Federal Transit Administration (FTA)</b>										
Congressionally Directed Spending - 35' Diesel Buses	\$ 1,700,000	\$ -	\$ -	\$ -	\$ -	\$ -	\$ -	\$ -	\$ -	\$ -
Congressionally Directed Spending - Ferry Restoration	1,004,000	-	-	-	-	-	-	-	-	-
1103-2025-5, FY 2024 5339c Low or No Emissions Competitive Bus/Bus Facilities Urbanized, Six (6) 35' Electric Buses/Electrification Power Distribution)	-	-	7,889,840	1,814,960	-	-	-	-	-	-
1103-2025-7, FY 2024 5307, Farebox	2,400,000	-	-	-	-	-	-	-	-	-
1103-2025-7, FY 2023 5307 Plant Riverside Dock	500,000	-	-	-	-	-	-	-	-	-
1103-2025-9, FY 2023 5339, Paratransit Vehicles (3)	418,145	-	-	-	-	-	-	-	-	-
1103-2025-10, FY 2024 5339, Paratransit Vehicles (3)	407,737	-	-	-	-	-	-	-	-	-
GA-2020-034 - ITC, CAT Central Renovation	549,423	137,356	-	-	-	-	-	-	-	-
GA-2023-019-02, Plant Riverside Dock Construction-Local In-kind Contribution	1,030,577	-	-	-	-	-	-	-	-	-
GA-2023-019-01, Ferry Maintenance Facility & Dock	-	-	1,040,000	278,056	-	-	-	-	-	-
GA-2020-033-01, Gasoline Paratransit Vehicles (1), Balance	118,360	-	-	-	-	-	-	-	-	-
GA 2024-023, 35' Hybrid Electric Buses	831,484	268,516	-	-	-	-	-	-	-	-
GA 2024-023, Ferry Preventive Maintenance	284,210	71,051	-	-	-	-	-	-	-	-
Marine EV Charging Stations	-	-	691,000	172,750	-	-	-	-	-	-
FTA Bus Refund	435,896	-	-	-	-	-	-	-	-	-
FTA / FHWA / GDOT Competitive & Formula Grants	2,000,000	-	17,030,084	750,000	31,228,000	-	30,728,000	-	35,978,000	-
<b>Total Federal Transit Administration</b>	<b>\$ 11,679,832</b>	<b>\$ 476,923</b>	<b>\$ 26,650,924</b>	<b>\$ 3,015,766</b>	<b>\$ 31,228,000</b>	<b>\$ -</b>	<b>\$ 30,728,000</b>	<b>\$ -</b>	<b>\$ 35,978,000</b>	<b>\$ -</b>
	FY 2027		FY 2028		FY 2029		FY 2030		FY 2031	
	GRANT	LOCAL	GRANT	LOCAL	GRANT	LOCAL	GRANT	LOCAL	GRANT	LOCAL
<b>Transportation Housing &amp; Urban Development (T-HUD)</b>										
T-HUD - Ferry Vessel & Supporting Equipment (Replacement)	1,800,000	-	-	-	-	-	-	-	-	-
T-HUD - Paratransit Maintenance Facility	-	-	2,250,000	2,250,000	3,000,000	750,000	-	-	-	-
<b>Total Transportation Housing &amp; Urban Development</b>	<b>\$ 1,800,000</b>	<b>\$ -</b>	<b>\$ 2,250,000</b>	<b>\$ 2,250,000</b>	<b>\$ 3,000,000</b>	<b>\$ 750,000</b>	<b>\$ -</b>	<b>\$ -</b>	<b>\$ -</b>	<b>\$ -</b>

**CHATHAM AREA TRANSIT AUTHORITY**  
**FY 2027 OPERATING BUDGET & 5-YEAR CAPITAL PLAN**

	FY 2027		FY 2028		FY 2029		FY 2030		FY 2031	
	GRANT	LOCAL	GRANT	LOCAL	GRANT	LOCAL	GRANT	LOCAL	GRANT	LOCAL
<b>Georgia Department of Transportation (GDOT)</b>										
GDOT - Ferry Electric Infrastructure, Digital Signage & Other Capital	-	400,000		-	-	-	-	-	-	-
Bus Stop Improvements	-	383,146	-	383,146	-	383,146	-	383,146	-	383,146
<b>Total Georgia Department of Transportation</b>	<b>\$ -</b>	<b>\$ 783,146</b>	<b>\$ -</b>	<b>\$ 383,146</b>	<b>\$ -</b>	<b>\$ 383,146</b>	<b>\$ -</b>	<b>\$ 383,146</b>	<b>\$ -</b>	<b>\$ 383,146</b>
<b>Federal Highway Administration (FHWA)</b>										
Susie King Taylor Restoration, FHWA Flex Funding, FY 2023 - FY 2025	\$ 1,105,159	\$ -	\$ -	\$ -	\$ -	\$ -	\$ -	\$ -	\$ -	\$ -
Federal Highway (FHWA) Flex Funding - Rolling Stock	-	-	5,000,000	1,250,000	2,000,000	500,000	2,000,000	500,000	2,000,000	500,000
FY2021 & FY2022 - FHWA Flex Funds to 5307; Vehicle Replacement with Hybrid Electric Bus	3,634,239	908,561	-	-	-	-	-	-	-	-
FY2006 and FY2009 Savannah Belles FHWA Ferry Boat Discretionary Program (FBD) Funding; Acquisition of Ferry Vessel	1,118,582	-	-	-	-	-	-	-	-	-
<b>Total Federal Highway Administration</b>	<b>\$ 5,857,980</b>	<b>\$ 908,561</b>	<b>\$ 5,000,000</b>	<b>\$ 1,250,000</b>	<b>\$ 2,000,000</b>	<b>\$ 500,000</b>	<b>\$ 2,000,000</b>	<b>\$ 500,000</b>	<b>\$ 2,000,000</b>	<b>\$ 500,000</b>
<b>SPLOST VII &amp; SPLOST VIII</b>										
Paratransit Vehicles (3)	\$ -	\$ 101,934	\$ -	\$ -	\$ -	\$ -	\$ -	\$ -	\$ -	\$ -
Paratransit Vehicles (3)	-	104,536	-	-	-	-	-	-	-	-
FTA, GA-2022-026, 35' Electric Bus	-	856,027	-	-	-	-	-	-	-	-
FTA, GA-2021-028, 35' Electric Bus	-	248,462	-	-	-	-	-	-	-	-
<b>Total SPLOST VII</b>	<b>\$ -</b>	<b>\$ 1,310,959</b>	<b>\$ -</b>	<b>\$ -</b>	<b>\$ -</b>	<b>\$ -</b>	<b>\$ -</b>	<b>\$ -</b>	<b>\$ -</b>	<b>\$ -</b>
<b>Stakeholder Contributions West End Dock</b>	<b>\$ -</b>	<b>\$ 1,500,000</b>	<b>\$ -</b>	<b>\$ -</b>	<b>\$ -</b>	<b>\$ -</b>	<b>\$ -</b>	<b>\$ -</b>	<b>\$ -</b>	<b>\$ -</b>
<b>Total Projected Revenue</b>	<b>\$ 19,337,812</b>	<b>\$ 9,728,046</b>	<b>\$ 31,650,924</b>	<b>\$ 8,248,912</b>	<b>\$ 33,228,000</b>	<b>\$ 3,883,146</b>	<b>\$ 32,728,000</b>	<b>\$ 3,883,146</b>	<b>\$ 37,978,000</b>	<b>\$ 3,883,146</b>

**CHATHAM AREA TRANSIT AUTHORITY  
FY 2027 OPERATING BUDGET & 5-YEAR CAPITAL PLAN**

**EXPENDITURES**

	FY 2027		FY 2028		FY 2029		FY 2030		FY 2031	
	GRANT	LOCAL	GRANT	LOCAL	GRANT	LOCAL	GRANT	LOCAL	GRANT	LOCAL
<b>/ Dock Rehab</b>										
Farebox Equipment	\$ 2,400,000	\$ 600,000	\$ -	\$ -	\$ -	\$ -	\$ -	\$ -	\$ -	\$ -
FTA 1103-2025-12, Ferry Boat 3	1,800,000	-	-	-	-	-	-	-	-	-
FHWA 1103-2025-12, Ferry Boat 3	1,118,583	-	-	-	-	-	-	-	-	-
Passenger Amenities Support Vehicles	-	150,000	-	-	-	-	-	-	150,000	-
FY 2023 & FY 2024 Ferry Landing & Hutchinson Island Intermodal - State of Good Repair 5337	437,127	109,282	-	-	-	-	-	-	500,000	125,000
Ferry Vessel Rehab / Preventive Maintenance	800,000	160,000	800,000	200,000	800,000	200,000	800,000	200,000	800,000	200,000
SKT I Restoration	1,105,489	-	-	-	-	-	-	-	-	-
Low Restoration	1,004,000	-	-	-	-	-	-	-	-	-
Paratransit Van (3) FY 2023 5339	418,145	-	528,000	132,000	528,000	132,000	528,000	132,000	528,000	132,000
Paratransit Van (3) FY 2024 5339	407,737	-	-	-	-	-	-	-	-	-
GA-2022-026-00, FHWA Flex to 5307, 35' Electric Bus	856,027	856,027	3,000,000	3,000,000	3,000,000	3,000,000	3,000,000	3,000,000	3,000,000	3,000,000
GA-2021-028-00, FHWA Flex to 5307, 35' Bus	678,905	678,905	-	-	-	-	-	-	-	-
Electric Bus (4)	-	856,027	5,451,844	1,362,963	4,800,000	1,200,000	4,800,000	1,200,000	4,800,000	1,200,000
Electric Bus (6)	-	-	7,889,840	1,814,960	4,800,000	1,200,000	4,800,000	1,200,000	4,800,000	1,200,000
Marine EV Charging Stations	-	-	691,000	172,750	4,800,000	1,200,000	4,800,000	1,200,000	4,800,000	1,200,000
<b>SUBTOTAL</b>	<b>\$ 11,026,013</b>	<b>\$ 3,410,241</b>	<b>\$ 18,360,684</b>	<b>\$ 6,682,673</b>	<b>\$ 18,728,000</b>	<b>\$ 6,932,000</b>	<b>\$ 18,728,000</b>	<b>\$ 6,932,000</b>	<b>\$ 19,378,000</b>	<b>\$ 7,057,000</b>

	FY 2027		FY 2028		FY 2029		FY 2030		FY 2031	
	GRANT	LOCAL	GRANT	LOCAL	GRANT	LOCAL	GRANT	LOCAL	GRANT	LOCAL
<b>PLANNING</b>										
Transit Expansion & Mobility Study - Local Match Requirement	\$ 400,000	\$ 44,444	\$ -	\$ -	\$ 500,000	\$ 100,000	\$ -	\$ -	\$ -	\$ -
Transit on Demand	2,000,000	400,000	-	-	-	-	-	-	-	-
<b>SUBTOTAL</b>	<b>\$ 2,400,000</b>	<b>\$ 444,444</b>	<b>\$ -</b>	<b>\$ -</b>	<b>\$ 500,000</b>	<b>\$ 100,000</b>	<b>\$ -</b>	<b>\$ -</b>	<b>\$ -</b>	<b>\$ -</b>

	FY 2027		FY 2028		FY 2029		FY 2030		FY 2031	
	GRANT	LOCAL	GRANT	LOCAL	GRANT	LOCAL	GRANT	LOCAL	GRANT	LOCAL
<b>HYBRID ELECTRIC / ZEB / DIESEL BUS</b>										
Flex Funds (P2)	\$ -	\$ -	\$ 1,336,000	\$ 358,056	\$ 2,400,000	\$ 600,000	\$ 2,400,000	\$ 600,000	\$ 2,400,000	\$ 600,000
Flex Funds to 5307 Vehicle Replacement/Support Equipment	-	-	2,298,240	550,505	-	-	10,000,000	2,000,000	10,000,000	2,000,000
Operator Safety Barriers	-	1,100,000	-	-	-	-	-	-	-	-
35' Diesel Buses	1,700,000	-	-	-	-	-	-	-	-	-
<b>SUBTOTAL</b>	<b>\$ 1,700,000</b>	<b>\$ 1,100,000</b>	<b>\$ 3,634,240</b>	<b>\$ 908,561</b>	<b>\$ 2,400,000</b>	<b>\$ 600,000</b>	<b>\$ 12,400,000</b>	<b>\$ 2,600,000</b>	<b>\$ 12,400,000</b>	<b>\$ 2,600,000</b>

	FY 2027		FY 2028		FY 2029		FY 2030		FY 2031	
	GRANT	LOCAL	GRANT	LOCAL	GRANT	LOCAL	GRANT	LOCAL	GRANT	LOCAL
<b>ELECTRIC BUS INFRASTRUCTURE</b>										
E-signage, \$125,000 (FY 2024 5307)	500,000	125,000	\$ -	\$ -	\$ -	\$ -	\$ -	\$ -	\$ -	\$ -
Electric Bus Infrastructure & Fast Charger	-	-	-	-	1,200,000	300,000	1,200,000	300,000	2,000,000	500,000
GA-2025-003-01, Ferry Vessel Electric Infrastructure	-	-	691,000	206,531	-	-	-	-	2,000,000	500,000
Electric Bus Infrastructure Replacement	-	-	2,000,000	1,000,000	-	-	-	-	-	-
<b>SUBTOTAL</b>	<b>\$ 500,000</b>	<b>\$ 125,000</b>	<b>\$ 2,691,000</b>	<b>\$ 1,206,531</b>	<b>\$ 1,200,000</b>	<b>\$ 300,000</b>	<b>\$ 1,200,000</b>	<b>\$ 300,000</b>	<b>\$ 4,000,000</b>	<b>\$ 1,000,000</b>

	FY 2027		FY 2028		FY 2029		FY 2030		FY 2031	
	GRANT	LOCAL	GRANT	LOCAL	GRANT	LOCAL	GRANT	LOCAL	GRANT	LOCAL
<b>PROPERTY ACQUISITION / BUILDING / BUS STOP IMPROVEMENTS</b>										
CAT Connects Vans	\$ -	\$ -	\$ -	\$ -	\$ -	\$ -	\$ -	\$ -	\$ -	\$ -
Paratransit Maintenance Facility	-	-	2,250,000	2,250,000	3,000,000	600,000	-	-	-	-
Ferry Maintenance Facility	-	-	1,040,000	278,056	-	-	-	-	-	-
CAT Central Ventilation System	-	900,000	-	-	-	-	-	-	-	-
ITC Improvements (Interior/Exterior)	100,000	-	1,000,000	250,000	1,000,000	250,000	-	-	1,000,000	250,000
Plant Riverside Dock	1,030,577	1,518,056	-	-	-	-	-	-	-	-
Hutchinson Island Dock	2,000,000	400,000	-	-	-	-	-	-	-	-
Inground Bus Lifts (2)	-	-	-	500,000	-	-	-	-	-	-
Overhead Shop Lighting	-	100,000	-	-	-	-	-	-	-	-
Bus Stop Improvements	-	731,367	400,000	100,000	400,000	100,000	400,000	100,000	400,000	100,000
<b>SUBTOTAL</b>	<b>\$ 3,130,577</b>	<b>\$ 3,649,423</b>	<b>\$ 4,690,000</b>	<b>\$ 3,378,056</b>	<b>\$ 4,400,000</b>	<b>\$ 950,000</b>	<b>\$ 400,000</b>	<b>\$ 100,000</b>	<b>\$ 1,400,000</b>	<b>\$ 350,000</b>

**CHATHAM AREA TRANSIT AUTHORITY  
FY 2027 OPERATING BUDGET & 5-YEAR CAPITAL PLAN**

	FY 2027		FY 2028		FY 2029		FY 2030		FY 2031	
	GRANT	LOCAL	GRANT	LOCAL	GRANT	LOCAL	GRANT	LOCAL	GRANT	LOCAL
<b>TECHNOLOGY UPGRADES</b>										
Migration from MUNIS to Cloud	\$ -	\$ -	\$ 105,000	\$ 20,000	\$ -	\$ -	\$ -	\$ -	\$ -	\$ -
MUNIS Upgrades - Safety Module	-	-	80,000	20,000	-	-	-	-	-	-
Cameras - Vehicles	-	-	-	-	-	-	-	-	-	-
Operations Dashboard	-	-	90,000	10,000	-	-	-	-	-	-
New & Replacement/Laptop/Tablets	-	-	-	25,000	-	25,000	-	25,000	-	25,000
Redundant Firewalls & SDWAN Premier	-	-	-	-	-	-	-	-	-	-
Software - IT Upgrades to Support Clever Devices	92,396	-	-	-	-	-	-	-	-	-
Hardware - IT Upgrades	488,826	97,765	-	-	-	-	-	-	-	-
	<b>\$ 581,222</b>	<b>\$ 97,765</b>	<b>\$ 275,000</b>	<b>\$ 75,000</b>	<b>\$ -</b>	<b>\$ 25,000</b>	<b>\$ -</b>	<b>\$ 25,000</b>	<b>\$ -</b>	<b>\$ 25,000</b>
<b>Service Delivery Enhancements</b>										
Express/Shuttle Bus	\$ -	\$ -	\$ 2,000,000	\$ 400,000	\$ 4,000,000	\$ 1,000,000	\$ -	\$ -	\$ -	\$ -
Micro-Transit	-	-	-	-	2,000,000	500,000	-	-	800,000	200,000
<b>SUBTOTAL</b>	<b>\$ -</b>	<b>\$ -</b>	<b>\$ 2,000,000</b>	<b>\$ 400,000</b>	<b>\$ 6,000,000</b>	<b>\$ 1,500,000</b>	<b>\$ -</b>	<b>\$ -</b>	<b>\$ 800,000</b>	<b>\$ 200,000</b>
Capital Contingency	\$ -	\$ 901,173	\$ -	\$ 1,000,000	\$ -	\$ 1,000,000	\$ -	\$ 1,000,000	\$ -	\$ 1,000,000
<b>PROJECTED TOTAL EXPENSES</b>	<b>\$ 19,337,812</b>	<b>\$ 9,728,046</b>	<b>\$ 31,650,924</b>	<b>\$ 13,650,821</b>	<b>\$ 33,228,000</b>	<b>\$ 11,407,000</b>	<b>\$ 32,728,000</b>	<b>\$ 10,957,000</b>	<b>\$ 37,978,000</b>	<b>\$ 12,232,000</b>
<b>PROJECTED CIP FUNDING SHORTFALL</b>	<b>\$ -</b>	<b>\$ -</b>	<b>\$ -</b>	<b>\$ (5,401,909)</b>	<b>\$ -</b>	<b>\$ (7,523,854)</b>	<b>\$ -</b>	<b>\$ (7,073,854)</b>	<b>\$ -</b>	<b>\$ (8,348,854)</b>